

**Support for Petitions on Frozen Warmwater Shrimp
from Ecuador, India, Indonesia, and Vietnam**

Company name	
Signatory name	Tom Nguyen
Street address	300 w craymer tal #15 palacios TX 77465
Telephone	361 676 0397
Fax	
Email	David - Nguyen - 85 @ yahoo.com
Website address	

My firm is (check all that apply):

- A dock that unloads domestic warmwater shrimp A fishhouse that deals in domestic warmwater shrimp
 A wholesaler of domestic warmwater shrimp A freezer truck that transports domestic warmwater shrimp
 Another business involving domestic warmwater shrimp (please describe):

Deckhand Ocean wind

My firm supports the petitions on imports of frozen warmwater shrimp (check all that apply):

- Ecuador Antidumping Indonesia Antidumping
 Ecuador Countervailing Duty Indonesia Countervailing Duty
 India Countervailing Duty Vietnam Countervailing Duty

I hereby certify that I have read the information contained herein, and the information contained herein is accurate and complete to the best of my knowledge.

Signature: Tom Nguyen

Date: 10/9/23

Please return to:
 Elizabeth J. Drake
 Schagrin Associates
 900 Seventh Street, NW, Suite 500
 Washington, DC 20001
 Email: edrake@schagrinassociates.com
 Fax: 1-202-429-2522

**Support for Petitions on Frozen Warmwater Shrimp
from Ecuador, India, Indonesia, and Vietnam**

Company name	
Signatory name	TRACY NGUYEN
Street address	120 VIETNAM ST. PALACIOS, TX. 77465
Telephone	(361) 777-6868
Fax	
Email	tracyxnguyen@yahoo.com
Website address	


My firm is (check all that apply):

- A dock that unloads domestic warmwater shrimp
- A fishhouse that deals in domestic warmwater shrimp
- A wholesaler of domestic warmwater shrimp
- A freezer truck that transports domestic warmwater shrimp
- Another business involving domestic warmwater shrimp (please describe):
 _____ CREW FOR Vessel Lady Marie

My firm supports the petitions on imports of frozen warmwater shrimp (check all that apply):

- Ecuador Antidumping
- Indonesia Antidumping
- Ecuador Countervailing Duty
- Indonesia Countervailing Duty
- India Countervailing Duty
- Vietnam Countervailing Duty

I hereby certify that I have read the information contained herein, and the information contained herein is accurate and complete to the best of my knowledge.

Signature: _____ 

Date: 10/9/2023

Please return to:
 Elizabeth J. Drake
 Schagrin Associates
 900 Seventh Street, NW, Suite 500
 Washington, DC 20001
 Email: edrake@schagrinassociates.com
 Fax: 1-202-429-2522

**Support for Petitions on Frozen Warmwater Shrimp
from Ecuador, India, Indonesia, and Vietnam**

Company name	TRAN BILL D
Signatory name	110 WOODLAWN #48
Street address	FRIENDSWOOD TX 77546
Telephone	
Fax	
Email	
Website address	

My firm is (check all that apply):

- A dock that unloads domestic warmwater shrimp
- A fishhouse that deals in domestic warmwater shrimp
- A wholesaler of domestic warmwater shrimp
- A freezer truck that transports domestic warmwater shrimp
- Another business involving domestic warmwater shrimp (please describe):

My firm supports the petitions on imports of frozen warmwater shrimp (check all that apply):

- Ecuador Antidumping
- Indonesia Antidumping
- Ecuador Countervailing Duty
- Indonesia Countervailing Duty
- India Countervailing Duty
- Vietnam Countervailing Duty

I hereby certify that I have read the information contained herein, and the information contained herein is accurate and complete to the best of my knowledge.

Signature: Bill

Date: 10/13/2023

Please return to:
 Elizabeth J. Drake
 Schagrin Associates
 900 Seventh Street, NW, Suite 500
 Washington, DC 20001
 Email: edrake@schagrinassociates.com
 Fax: 1-202-429-2522

**Support for Petitions on Frozen Warmwater Shrimp
from Ecuador, India, Indonesia, and Vietnam**

Company name	Trang Nguyen
Signatory name	Trang Nguyen
Street address	3011 LACROSS Dr. Bryant, Ark ^{LA} 7202
Telephone	979 - 355 - 0477
Fax	
Email	
Website address	

My firm is (check all that apply):

- | | |
|---|--|
| <input type="checkbox"/> A dock that unloads domestic warmwater shrimp | <input type="checkbox"/> A fishhouse that deals in domestic warmwater shrimp |
| <input type="checkbox"/> A wholesaler of domestic warmwater shrimp | <input type="checkbox"/> A freezer truck that transports domestic warmwater shrimp |
| <input checked="" type="checkbox"/> Another business involving domestic warmwater shrimp (please describe): | |

fisherman who harvests warm water shrimp

My firm supports the petitions on imports of frozen warmwater shrimp (check all that apply):

- | | |
|---|---|
| <input checked="" type="checkbox"/> Ecuador Antidumping | <input checked="" type="checkbox"/> Indonesia Antidumping |
| <input checked="" type="checkbox"/> Ecuador Countervailing Duty | <input checked="" type="checkbox"/> Indonesia Countervailing Duty |
| <input checked="" type="checkbox"/> India Countervailing Duty | <input checked="" type="checkbox"/> Vietnam Countervailing Duty |

I hereby certify that I have read the information contained herein, and the information contained herein is accurate and complete to the best of my knowledge.

Signature: Trang Nguyen

Date: 10/03/23

Please return to:
Elizabeth J. Drake
Schagrín Associates
900 Seventh Street, NW, Suite 500
Washington, DC 20001
Email: edrake@schagrínassociates.com
Fax: 1-202-429-2522

**Support for Petitions on Frozen Warmwater Shrimp
from Ecuador, India, Indonesia, and Vietnam**

Barcode: 4452963-09 C-552-838 INV - Investigation

Company name	Tres Palacios Seafood LLC
Signatory name	
Street address	101 11th St.
Telephone	361-649-1701 & 361-550-0847
Fax	N/A
Email	poboydock@yahoo.com
Website address	N/A

My firm is (check all that apply):

- | | |
|--|---|
| <input checked="" type="checkbox"/> A dock that unloads domestic warmwater shrimp | <input checked="" type="checkbox"/> A fishhouse that deals in domestic warmwater shrimp |
| <input checked="" type="checkbox"/> A wholesaler of domestic warmwater shrimp | <input type="checkbox"/> A freezer truck that transports domestic warmwater shrimp |
| <input type="checkbox"/> Another business involving domestic warmwater shrimp (please describe): | |
| _____ | |

My firm supports the petitions on imports of frozen warmwater shrimp (check all that apply):

- | | |
|---|---|
| <input checked="" type="checkbox"/> Ecuador Antidumping | <input checked="" type="checkbox"/> Indonesia Antidumping |
| <input checked="" type="checkbox"/> Ecuador Countervailing Duty | <input checked="" type="checkbox"/> Indonesia Countervailing Duty |
| <input checked="" type="checkbox"/> India Countervailing Duty | <input checked="" type="checkbox"/> Vietnam Countervailing Duty |

I hereby certify that I have read the information contained herein, and the information contained herein is accurate and complete to the best of my knowledge.

Signature: Mark Bates

Date: 10/3/23

Please return to:
 Elizabeth J. Drake
 Schagrin Associates
 900 Seventh Street, NW, Suite 500
 Washington, DC 20001
 Email: edrake@schagrinassociates.com

**Support for Petitions on Frozen Warmwater Shrimp
from Ecuador, India, Indonesia, and Vietnam**

Company name	
Signatory name	TRINH - N - NGUYEN
Street address	112 ST MARTIN, PALACIOS, TX: 77465
Telephone	(979) 330-3295
Fax	
Email	tweecte@yahoo.com
Website address	

My firm is (check all that apply):

- A dock that unloads domestic warmwater shrimp A fishhouse that deals in domestic warmwater shrimp
 A wholesaler of domestic warmwater shrimp A freezer truck that transports domestic warmwater shrimp
 Another business involving domestic warmwater shrimp (please describe):

Deckhand - "MASTER JIMMY"

My firm supports the petitions on imports of frozen warmwater shrimp (check all that apply):

- Ecuador Antidumping Indonesia Antidumping
 Ecuador Countervailing Duty Indonesia Countervailing Duty
 India Countervailing Duty Vietnam Countervailing Duty

I hereby certify that I have read the information contained herein, and the information contained herein is accurate and complete to the best of my knowledge.

Signature: 

Date: 10-6-2023

Please return to:
 Elizabeth J. Drake
 Schagrin Associates
 900 Seventh Street, NW, Suite 500
 Washington, DC 20001
 Email: edrake@schagrinassociates.com
 Fax: 1-202-429-2522

**Support for Petitions on Frozen Warmwater Shrimp
from Ecuador, India, Indonesia, and Vietnam**

Company name		✓
Signatory name	Troy T. Le	
Street address	1112 10 th St. Palacios, TX 77465	✓
Telephone	281-919-8553	
Fax		
Email	tweeete@yahoo.com	
Website address		

My firm is (check all that apply):

- A dock that unloads domestic warmwater shrimp

 A fishhouse that deals in domestic warmwater shrimp
 A wholesaler of domestic warmwater shrimp

 A freezer truck that transports domestic warmwater shrimp
 Another business involving domestic warmwater shrimp (please describe):

Captain - F/V TROY II

My firm supports the petitions on imports of frozen warmwater shrimp (check all that apply):

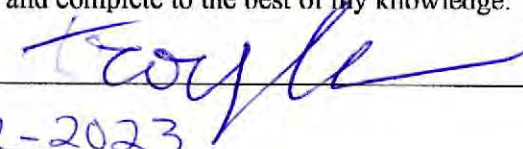
- Ecuador Antidumping

 Indonesia Antidumping
 Ecuador Countervailing Duty

 Indonesia Countervailing Duty
 India Countervailing Duty

 Vietnam Countervailing Duty

I hereby certify that I have read the information contained herein, and the information contained herein is accurate and complete to the best of my knowledge.

Signature: X 

Date: 10-12-2023

Please return to:

Elizabeth J. Drake
 Schagrin Associates
 900 Seventh Street, NW, Suite 500
 Washington, DC 20001
 Email: edrake@schagrinassociates.com
 Fax: 1-202-429-2522

**Support for Petitions on Frozen Warmwater Shrimp
from Ecuador, India, Indonesia, and Vietnam**

Company name	
Signatory name	Tu Vu
Street address	111 Vietnam St. Dallas, TX 77165
Telephone	(361) 404-0934
Fax	
Email	tweecte@yahoo.com
Website address	

My firm is (check all that apply):


- A dock that unloads domestic warmwater shrimp A fishhouse that deals in domestic warmwater shrimp
 A wholesaler of domestic warmwater shrimp A freezer truck that transports domestic warmwater shrimp
 Another business involving domestic warmwater shrimp (please describe):

Deckhand Vessel "Joseph Vu"

My firm supports the petitions on imports of frozen warmwater shrimp (check all that apply):

- Ecuador Antidumping Indonesia Antidumping
 Ecuador Countervailing Duty Indonesia Countervailing Duty
 India Countervailing Duty Vietnam Countervailing Duty

I hereby certify that I have read the information contained herein, and the information contained herein is accurate and complete to the best of my knowledge.

Signature: 

Date: 10/5/23

Please return to:
 Elizabeth J. Drake
 Schagrin Associates
 900 Seventh Street, NW, Suite 500
 Washington, DC 20001
 Email: edrake@schagrinassociates.com
 Fax: 1-202-429-2522

**Support for Petitions on Frozen Warmwater Shrimp
from Ecuador, India, Indonesia, and Vietnam**

Company name	TUAN ANH TRAN
Signatory name	
Street address	2304 N 27th St
Telephone	Nederland TX 77627
Fax	(113) 922 8800
Email	
Website address	


My firm is (check all that apply):

- | | |
|---|---|
| <input checked="" type="checkbox"/> A dock that unloads domestic warmwater shrimp | <input type="checkbox"/> A fishhouse that deals in domestic warmwater shrimp |
| <input checked="" type="checkbox"/> A wholesaler of domestic warmwater shrimp | <input checked="" type="checkbox"/> A freezer truck that transports domestic warmwater shrimp |
| <input checked="" type="checkbox"/> Another business involving domestic warmwater shrimp (please describe): | |

My firm supports the petitions on imports of frozen warmwater shrimp (check all that apply):

- | | |
|---|---|
| <input checked="" type="checkbox"/> Ecuador Antidumping | <input type="checkbox"/> Indonesia Antidumping |
| <input checked="" type="checkbox"/> Ecuador Countervailing Duty | <input checked="" type="checkbox"/> Indonesia Countervailing Duty |
| <input checked="" type="checkbox"/> India Countervailing Duty | <input checked="" type="checkbox"/> Vietnam Countervailing Duty |

I hereby certify that I have read the information contained herein, and the information contained herein is accurate and complete to the best of my knowledge.

Signature: 

Date: 10/12/2023

Please return to:
Elizabeth J. Drake
Schagrin Associates
900 Seventh Street, NW, Suite 500
Washington, DC 20001
Email: edrake@schagrinassociates.com
Fax: 1-202-429-2522

**Support for Petitions on Frozen Warmwater Shrimp
from Ecuador, India, Indonesia, and Vietnam**

Company name	TRAN - NGOC - Tuan
Signatory name	
Street address	5004 Woodlawn Dr
Telephone	Groves TX 77619
Fax	(413) 922-8800
Email	
Website address	

My firm is (check all that apply):

A dock that unloads domestic warmwater shrimp

A fishhouse that deals in domestic warmwater shrimp

A wholesaler of domestic warmwater shrimp

A freezer truck that transports domestic warmwater shrimp

Another business involving domestic warmwater shrimp (please describe):

My firm supports the petitions on imports of frozen warmwater shrimp (check all that apply):

Ecuador Antidumping

Indonesia Antidumping

Ecuador Countervailing Duty

Indonesia Countervailing Duty

India Countervailing Duty

Vietnam Countervailing Duty

I hereby certify that I have read the information contained herein, and the information contained herein is accurate and complete to the best of my knowledge.

Signature: Tuan

Date: 10/12/2023

Please return to:

Elizabeth J. Drake

Schagrin Associates

900 Seventh Street, NW, Suite 500

Washington, DC 20001

Email: edrake@schagrinassociates.com

Fax: 1-202-429-2522

**Support for Petitions on Frozen Warmwater Shrimp
from Ecuador, India, Indonesia, and Vietnam**

Company name	
Signatory name	JUAN TRAN VAN
Street address	18507 KINGS LYNN ST HOUSTON TX 77058
Telephone	281-703-1365
Fax	
Email	tuantvan2k7@yahoo.com
Website address	

My firm is (check all that apply):


- A dock that unloads domestic warmwater shrimp A fishhouse that deals in domestic warmwater shrimp
 A wholesaler of domestic warmwater shrimp A freezer truck that transports domestic warmwater shrimp
 Another business involving domestic warmwater shrimp (please describe):

Shrimping & Boat's Captain

My firm supports the petitions on imports of frozen warmwater shrimp (check all that apply):

- Ecuador Antidumping Indonesia Antidumping
 Ecuador Countervailing Duty Indonesia Countervailing Duty
 India Countervailing Duty Vietnam Countervailing Duty

I hereby certify that I have read the information contained herein, and the information contained herein is accurate and complete to the best of my knowledge.

Signature: 

Date: 10/9/23

Please return to:
 Elizabeth J. Drake
 Schagrin Associates
 900 Seventh Street, NW, Suite 500
 Washington, DC 20001
 Email: edrake@schagrinassociates.com
 Fax: 1-202-429-2522

**Support for Petitions on Frozen Warmwater Shrimp
from Ecuador, India, Indonesia, and Vietnam**

Company name	
Signatory name	Tung Nguyen
Street address	114 SAINT MARY STREET PALACIOS TX 77465
Telephone	713 291 1626
Fax	
Email	TungNguyen1986@gmail.com
Website address	

My firm is (check all that apply):

- A dock that unloads domestic warmwater shrimp A fishhouse that deals in domestic warmwater shrimp
 A wholesaler of domestic warmwater shrimp A freezer truck that transports domestic warmwater shrimp
 Another business involving domestic warmwater shrimp (please describe):

Deckhand on vessel "St. Paul"

My firm supports the petitions on imports of frozen warmwater shrimp (check all that apply):

- Ecuador Antidumping Indonesia Antidumping
 Ecuador Countervailing Duty Indonesia Countervailing Duty
 India Countervailing Duty Vietnam Countervailing Duty

I hereby certify that I have read the information contained herein, and the information contained herein is accurate and complete to the best of my knowledge.

Signature: Tung Nguyen

Date: 10/6/2023

Please return to:
 Elizabeth J. Drake
 Schagrin Associates
 900 Seventh Street, NW, Suite 500
 Washington, DC 20001
 Email: edrake@schagrinassociates.com
 Fax: 1-202-429-2522

**Support for Petitions on Frozen Warmwater Shrimp
from Ecuador, India, Indonesia, and Vietnam**

Company name	
Signatory name	Tuyen Jack Vu
Street address	121 St Joseph St, Palacios, TX 77465
Telephone	361-404-0782
Fax	
Email	lanvu@eyaku.com
Website address	

My firm is (check all that apply):

- A dock that unloads domestic warmwater shrimp A fishhouse that deals in domestic warmwater shrimp
 A wholesaler of domestic warmwater shrimp A freezer truck that transports domestic warmwater shrimp
 Another business involving domestic warmwater shrimp (please describe):

Captain on F/V CAPT. T & T

My firm supports the petitions on imports of frozen warmwater shrimp (check all that apply):

- Ecuador Antidumping Indonesia Antidumping
 Ecuador Countervailing Duty Indonesia Countervailing Duty
 India Countervailing Duty Vietnam Countervailing Duty

I hereby certify that I have read the information contained herein, and the information contained herein is accurate and complete to the best of my knowledge.

Signature: _____

Date: 10/10/2023

Please return to:

Elizabeth J. Drake
 Schagrin Associates
 900 Seventh Street, NW, Suite 500
 Washington, DC 20001
 Email: edrake@schagrinassociates.com
 Fax: 1-202-429-2522

**Support for Petitions on Frozen Warmwater Shrimp
from Ecuador, India, Indonesia, and Vietnam**

Vessel Name(s)	N/A (Dock)
Certifying official name	Twinn City Shrimp Co. Inc
Street address	901 S Shore Dr. Port Isabel, Tx 78578
Telephone	(956) 943-2656
Fax	(956) 943-2620
Email	aidenj23@gmail.com
Website address	

My firm supports the petitions on imports of frozen warmwater shrimp (check all that apply):

- | | |
|---|---|
| <input checked="" type="checkbox"/> Ecuador Antidumping | <input checked="" type="checkbox"/> Indonesia Antidumping |
| <input checked="" type="checkbox"/> Ecuador Countervailing Duty | <input checked="" type="checkbox"/> Indonesia Countervailing Duty |
| <input checked="" type="checkbox"/> India Countervailing Duty | <input checked="" type="checkbox"/> Vietnam Countervailing Duty |

In 2022, my firm harvested [Dock] pounds of headless warmwater shrimp.

Is your firm related to a foreign producer or exporter of frozen warmwater shrimp? [Yes / No]

Is your firm an importer or related to an importer of frozen warmwater shrimp? [Yes / No]

I hereby certify that I have read the information contained herein, and the information contained herein is accurate and complete to the best of my knowledge.

Signature: Denny Lopez

Date: 10/11/23

Please return to:
Elizabeth J. Drake
Schagrin Associates
900 Seventh Street, NW, Suite 500
Washington, DC 20001
Email: edrake@schagrinassociates.com
Fax: 1-202-429-2522

**Support for Petitions on Frozen Warmwater Shrimp
from Ecuador, India, Indonesia, and Vietnam**

Company name	United Seafood, Inc.
Signatory name	Tiffany Thai
Street address	1423 24TH ST. PORT BOLIVAR, TX 77650
Telephone	832-561-2338
Fax	
Email	Unitedseafoodinc@gmail.com
Website address	

My firm is (check all that apply):

- A dock that unloads domestic warmwater shrimp
- A wholesaler of domestic warmwater shrimp
- A fishhouse that deals in domestic warmwater shrimp
- A freezer truck that transports domestic warmwater shrimp
- Another business involving domestic warmwater shrimp (please describe):
- _____

My firm supports the petitions on imports of frozen warmwater shrimp (check all that apply):

- Ecuador Antidumping
- Ecuador Countervailing Duty
- India Countervailing Duty
- Indonesia Antidumping
- Indonesia Countervailing Duty
- Vietnam Countervailing Duty

I hereby certify that I have read the information contained herein, and the information contained herein is accurate and complete to the best of my knowledge.

Signature: _____

Date: 09/30/23

Please return to:
Elizabeth J. Drake
Schagrín Associates
900 Seventh Street, NW, Suite 500
Washington, DC 20001
Email: edrake@schagrínassociates.com
Fax: 1-202-429-2522

Support for Petitions on Frozen Warmwater Shrimp from Ecuador, India, Indonesia, and Vietnam

Company name	VENICE SEAFOOD LLC
Signatory name	Hung V. Huynh Sr.
Street address	140 Tante Phine Rd., Venice, LA 70091
Telephone	(504) 419-9446
Fax	
Email	venice.seafoodllc@gmail.com
Website address	


My firm is (check all that apply):

- A dock that unloads domestic warmwater shrimp
- A fishhouse that deals in domestic warmwater shrimp
- A wholesaler of domestic warmwater shrimp
- A freezer truck that transports domestic warmwater shrimp
- Another business involving domestic warmwater shrimp (please describe):

My firm supports the petitions on imports of frozen warmwater shrimp (check all that apply):

- Ecuador Antidumping
- Indonesia Antidumping
- Ecuador Countervailing Duty
- Indonesia Countervailing Duty
- India Countervailing Duty
- Vietnam Countervailing Duty

I hereby certify that I have read the information contained herein, and the information contained herein is accurate and complete to the best of my knowledge.

Signature: 

Date: 10/10/2023

Please return to:
Elizabeth J. Drake
Schagrin Associates
900 Seventh Street, NW, Suite 500
Washington, DC 20001
Email: edrake@schagrinassociates.com
Fax: 1-202-429-2522

**Support for Petitions on Frozen Warmwater Shrimp
from Ecuador, India, Indonesia, and Vietnam**

Company name	Vermilion Gulf Seafood, Inc.
Signatory name	Paul Tran
Street address	24007 La Hwy. 333, Abbeville, LA. 70510
Telephone	337.893.4168
Fax	337.893.4169
Email	vermiliongulfseafood@gmail.com
Website address	www.vermiliongulfseafood.com

My firm is (check all that apply):

- A dock that unloads domestic warmwater shrimp A fishhouse that deals in domestic warmwater shrimp
 A wholesaler of domestic warmwater shrimp A freezer truck that transports domestic warmwater shrimp
 Another business involving domestic warmwater shrimp (please describe):

My firm supports the petitions on imports of frozen warmwater shrimp (check all that apply):

- Ecuador Antidumping Indonesia Antidumping
 Ecuador Countervailing Duty Indonesia Countervailing Duty
 India Countervailing Duty Vietnam Countervailing Duty

I hereby certify that I have read the information contained herein, and the information contained herein is accurate and complete to the best of my knowledge.

Signature: Paul Tran

Date: 10/11/2023

Please return to:
Elizabeth J. Drake
Schagrin Associates
900 Seventh Street, NW, Suite 500
Washington, DC 20001
Email: edrake@schagrinassociates.com
Fax: 1-202-429-2522

Support for Petitions on Frozen Warmwater Shrimp
from Ecuador, India, Indonesia, and Vietnam

Company name USCloskey Seafood
Signatory name Bruce Guerra Sr.
Street address 2829 S. Lake Blvd. Violet CA, 70092
Telephone 504 881-8433
Fax 504 582-9457
Email alicia marie 721 @ icloud.com
Website address

My firm is (check all that apply):

- A dock that unloads domestic warmwater shrimp
- A fishhouse that deals in domestic warmwater shrimp
- A wholesaler of domestic warmwater shrimp
- A freezer truck that transports domestic warmwater shrimp
- Another business involving domestic warmwater shrimp (please describe):

My firm supports the petitions on imports of frozen warmwater shrimp (check all that apply):

- Ecuador Antidumping
- Indonesia Antidumping
- Ecuador Countervailing Duty
- Indonesia Countervailing Duty
- India Countervailing Duty
- Vietnam Countervailing Duty

I hereby certify that I have read the information contained herein, and the information contained herein is accurate and complete to the best of my knowledge.

Signature: Bruce Guerra Sr.

Date: 10/4/23

Please return to:
Elizabeth J. Drake
Schagrin Associates
900 Seventh Street, NW, Suite 500
Washington, DC 20001
Email: edrake@schagrinassociates.com
Fax: 1-202-429-2522

**Support for Petitions on Frozen Warmwater Shrimp
from Ecuador, India, Indonesia, and Vietnam**

Company name	
Signatory name	VUONG NGUYEN
Street address	1410 MAIN ST. PALACIOS, TX 77465
Telephone	361-404-0962
Fax	
Email	VUONGMAP73@ICLOUD.COM
Website address	

My firm is (check all that apply):

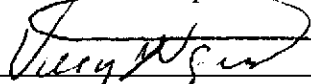
- A dock that unloads domestic warmwater shrimp A fishhouse that deals in domestic warmwater shrimp
 A wholesaler of domestic warmwater shrimp A freezer truck that transports domestic warmwater shrimp
 Another business involving domestic warmwater shrimp (please describe):

Captain "Joseph Vu"

My firm supports the petitions on imports of frozen warmwater shrimp (check all that apply):

- Ecuador Antidumping Indonesia Antidumping
 Ecuador Countervailing Duty Indonesia Countervailing Duty
 India Countervailing Duty Vietnam Countervailing Duty

I hereby certify that I have read the information contained herein, and the information contained herein is accurate and complete to the best of my knowledge.

Signature: 

Date: 10/5/2023

Please return to:
 Elizabeth J. Drake
 Schagrin Associates
 900 Seventh Street, NW, Suite 500
 Washington, DC 20001
 Email: edrake@schagrinassociates.com
 Fax: 1-202-429-2522

Barcode:4452963-09 C-552-838 INV - Investigation -

**Support for Petitions on Frozen Warmwater Shrimp
from Ecuador, India, Indonesia, and Vietnam**

Company name	WaterFront Seafood CO.
Signatory name	Duc V. PHAM
Street address	3402 Oceanridge circle, ^{Seabrook} TX 77586
Telephone	713-824-9718
Fax	
Email	WaterFront SFD @ yahoo.com
Website address	

My firm is (check all that apply):

- A dock that unloads domestic warmwater shrimp
- A wholesaler of domestic warmwater shrimp
- Another business involving domestic warmwater shrimp (please describe):
- A fishhouse that deals in domestic warmwater shrimp
- A freezer truck that transports domestic warmwater shrimp

My firm supports the petitions on imports of frozen warmwater shrimp (check all that apply):

- Ecuador Antidumping
- Ecuador Countervailing Duty
- India Countervailing Duty
- Indonesia Antidumping
- Indonesia Countervailing Duty
- Vietnam Countervailing Duty

I hereby certify that I have read the information contained herein, and the information contained herein is accurate and complete to the best of my knowledge.

Signature: 

Date: 10/9/2023

Please return to:
Elizabeth J. Drake
Schagrin Associates
900 Seventh Street, NW, Suite 500
Washington, DC 20001
Email: edrake@schagrinassociates.com
Fax: 1-202-429-2522

**Support for Petitions on Frozen Warmwater Shrimp
from Ecuador, India, Indonesia, and Vietnam**

Company name	
Signatory name	WOL CHA NICHOLS
Street address	1813 - 15 AVE. N. TEXAS CITY, TX. 77590
Telephone	409 - 497 - 1319
Fax	
Email	Cjane68@aol.com
Website address	

My firm is (check all that apply):

- A dock that unloads domestic warmwater shrimp A fishhouse that deals in domestic warmwater shrimp
 A wholesaler of domestic warmwater shrimp A freezer truck that transports domestic warmwater shrimp
 Another business involving domestic warmwater shrimp (please describe):

DECKHAND CAPT PETER II

My firm supports the petitions on imports of frozen warmwater shrimp (check all that apply):

- Ecuador Antidumping Indonesia Antidumping
 Ecuador Countervailing Duty Indonesia Countervailing Duty
 India Countervailing Duty Vietnam Countervailing Duty

I hereby certify that I have read the information contained herein, and the information contained herein is accurate and complete to the best of my knowledge.

Signature: Wol Cha Nichols

Date: 10-04-23

Please return to:
 Elizabeth J. Drake
 Schagrin Associates
 900 Seventh Street, NW, Suite 500
 Washington, DC 20001
 Email: edrake@schagrinassociates.com
 Fax: 1-202-429-2522

**Support for Petitions on Frozen Warmwater Shrimp
from Ecuador, India, Indonesia, and Vietnam**

Company name	Xa Pham
Signatory name	Xa Pham
Street address	2406 Caroline St. Dickinson, Tx 77539
Telephone	609-305-2200 346-779-9904
Fax	
Email	
Website address	

My firm is (check all that apply):

- | | |
|---|--|
| <input type="checkbox"/> A dock that unloads domestic warmwater shrimp | <input type="checkbox"/> A fishhouse that deals in domestic warmwater shrimp |
| <input type="checkbox"/> A wholesaler of domestic warmwater shrimp | <input type="checkbox"/> A freezer truck that transports domestic warmwater shrimp |
| <input checked="" type="checkbox"/> Another business involving domestic warmwater shrimp (please describe): | |

fisherman who harvests warmwater shrimp

My firm supports the petitions on imports of frozen warmwater shrimp (check all that apply):

- | | |
|---|---|
| <input checked="" type="checkbox"/> Ecuador Antidumping | <input checked="" type="checkbox"/> Indonesia Antidumping |
| <input checked="" type="checkbox"/> Ecuador Countervailing Duty | <input checked="" type="checkbox"/> Indonesia Countervailing Duty |
| <input checked="" type="checkbox"/> India Countervailing Duty | <input checked="" type="checkbox"/> Vietnam Countervailing Duty |

I hereby certify that I have read the information contained herein, and the information contained herein is accurate and complete to the best of my knowledge.

Signature: _____

Date: 10/03/23

Please return to:
Elizabeth J. Drake
Schagrin Associates
900 Seventh Street, NW, Suite 500
Washington, DC 20001
Email: edrake@schagrinassociates.com
Fax: 1-202-429-2522

EXHIBIT I-7

Barcode:4452963-09 C-552-838 INV - Investigation -



guest Login Back to Commercial Fisheries

- FUS Report
- Landings
- Foreign Trade
- Top US Ports
- Processed Products
- Per Capita Consumption
- Supply
- USCG Vessels
- AFSC GAP Survey
- Partners
- Metadata and Caveats
- Frequently Asked Questions
- Quick Start Guide
- API for Developers
- Comments
- National Bycatch Report

PROCESSED PRODUCTS

Product Codes Available

PARAMETERS

Date: **FUS Product Groups**
 Format: Individual Products

- Year**
- 2021
 - 2020
 - 2019
 - 2018
 - 2017
 - 2016
 - 2015
 - 2014

- Product Type**
- CANNED
 - FILLETS
 - STEAKS
 - MEAL
 - OIL
 - FISH PORTIONS
 - FISH STICKS
 - BREADED SHRIMP

RUN REPORT

Click the Run Report button to run the selected query immediately.

PROCESSED PRODUCTS-FUS GI

Search:

Rows: Format & Download

**** No data found matching your search ****

The data presented here is derived from an annual survey of seafood processing plants, gathering information on product quantity and value as well as plant employ

Filed By: rschagrins@schagrinsassociates.com, Filed Date: 10/25/23 12:40 AM, Submission Status: Approved

Barcode:4452963-09 C-552-838 INV - Investigation -



NOAA
FISHERIES

guest [Login](#) [Back to Commercial Fisheries](#)

- FUS Report ▼
- Landings ▼
- Foreign Trade ▼
- Top US Ports
- Processed Products**
- Per Capita Consumption
- Supply
- USCG Vessels
- AFSC GAP Survey ▼
- Partners
- Metadata and Caveats
- Frequently Asked Questions ▼
- Quick Start Guide ▼
- API for Developers
- Comments
- National Bycatch Report



Barcode:4452963-09 C-552-838 INV - Investigation -

Elizabeth Drake <edrake@schagrinassociates.com>

NOAA-NMFS Shrimp Processing Data

Michael Liddel - NOAA Federal <michael.liddel@noaa.gov>
To: Elizabeth Drake <edrake@schagrinassociates.com>
Cc: Veronica Pereira - NOAA Federal <veronica.pereira@noaa.gov>

Tue, Sep 26, 2023 at 2:44 PM

Ms. Drake,

Sorry for the delay in responding to you. Unfortunately we do not have 2022 processor data available for release at this time. Thank you for your interest. When it is available it will be posted on the FOSS data portal.

I am sorry for any inconvenience.

-Michael

[Quoted text hidden]

--

Michael Liddel, PhD (he/him)
Branch Chief, Commercial Fishery Statistics
Program Director, Fishery Information System (FIS)
NOAA Fisheries, Office of Science and Technology
301-427-8139
michael.liddel@noaa.gov
www.nmfs.noaa.gov



image001.jpg
1K

EXHIBIT I-8

Barcode:4452963-09 C-552-838 INV - Investigation -

Year	State	NMFS Name	Pounds	Metric Tons	Dollars	Confidentiality	Collection	Scientific Name	Tsn	Source
2020	ALABAMA	SHRIMP, ATLANTIC SEABOB				Confidential	Commercial	Xiphopenaeus kroyeri	95750	GULFFIN
2020	ALABAMA	SHRIMP, MARINE **				Confidential	Commercial	Dendrobranchiata	95600	GULFFIN
2020	ALABAMA	SHRIMP, NORTHERN BROWN	12,112,080	5,494	25,963,106	Public	Commercial	Farfantepenaeus aztecus	551570	GULFFIN
2020	ALABAMA	SHRIMP, NORTHERN PINK	1,726,511	783	3,366,609	Public	Commercial	Farfantepenaeus duorarum	551574	GULFFIN
2020	ALABAMA	SHRIMP, NORTHERN WHITE	11,188,824	5,075	30,017,507	Public	Commercial	Litopenaeus setiferus	551680	GULFFIN
2020	ALABAMA	SHRIMP, ROYAL RED	190,767	87	667,922	Public	Commercial	Pleoticus robustus	95966	GULFFIN
2020	ALABAMA	SHRIMPS, ROCK **	22,528	10	39,962	Public	Commercial	Sicyonia	96027	GULFFIN
2020	FLORIDA-EAST	SHRIMP, BANDED CORAL	914	0	1,677	Public	Commercial	Stenopus hispidus	97298	ACCSP
2020	FLORIDA-EAST	SHRIMP, CLEANER				Confidential	Commercial	Lysmata grabhami	96896	ACCSP
2020	FLORIDA-EAST	SHRIMP, GOLDEN CORAL				Confidential	Commercial	Stenopus	97297	ACCSP
2020	FLORIDA-EAST	SHRIMP, MARINE **	17,612,351	7,989	6,553,713	Public	Commercial	Dendrobranchiata	95600	ACCSP
2020	FLORIDA-EAST	SHRIMP, NORTHERN BROWN	505,171	229	794,895	Public	Commercial	Farfantepenaeus aztecus	551570	ACCSP
2020	FLORIDA-EAST	SHRIMP, NORTHERN PINK	125,782	57	231,852	Public	Commercial	Farfantepenaeus duorarum	551574	ACCSP
2020	FLORIDA-EAST	SHRIMP, NORTHERN WHITE	6,137,409	2,784	14,876,032	Public	Commercial	Litopenaeus setiferus	551680	ACCSP
2020	FLORIDA-EAST	SHRIMP, ROYAL RED				Confidential	Commercial	Pleoticus robustus	95966	ACCSP
2020	FLORIDA-EAST	SHRIMP, SPOTTED CLEANER				Confidential	Commercial	Periclimenes yucatanicus	96424	ACCSP
2020	FLORIDA-EAST	SHRIMPS, BAIT **	164,133	74	867,849	Public	Commercial	Penaeus	95603	ACCSP
2020	FLORIDA-EAST	SHRIMPS, PENAEOID **	40,164	18	89,108	Public	Commercial	Penaeoidea	95601	ACCSP
2020	FLORIDA-EAST	SHRIMPS, PISTOL OR SNAPPING **				Confidential	Commercial	Alpheus	96601	ACCSP
2020	FLORIDA-EAST	SHRIMPS, ROCK **	251,548	114	454,638	Public	Commercial	Sicyonia	96027	ACCSP
2020	FLORIDA-WEST	SHRIMP, BANDED CORAL	589	0	1,374	Public	Commercial	Stenopus hispidus	97298	ACCSP
2020	FLORIDA-WEST	SHRIMP, GOLDEN CORAL	30	0	74	Public	Commercial	Stenopus	97297	ACCSP
2020	FLORIDA-WEST	SHRIMP, MARINE **	5,383,136	2,442	2,446,190	Public	Commercial	Dendrobranchiata	95600	ACCSP
2020	FLORIDA-WEST	SHRIMP, NORTHERN BROWN	677,471	307	1,524,456	Public	Commercial	Farfantepenaeus aztecus	551570	ACCSP
2020	FLORIDA-WEST	SHRIMP, NORTHERN PINK	9,335,379	4,235	20,947,526	Public	Commercial	Farfantepenaeus duorarum	551574	ACCSP
2020	FLORIDA-WEST	SHRIMP, NORTHERN WHITE	352,546	160	898,079	Public	Commercial	Litopenaeus setiferus	551680	ACCSP
2020	FLORIDA-WEST	SHRIMP, PEDERSON CLEANER	288	0	888	Public	Commercial	Periclimenes	96421	ACCSP
2020	FLORIDA-WEST	SHRIMP, PEPPERMINT	802,931	364	288,224	Public	Commercial	Lysmata wurdemanni	96893	ACCSP
2020	FLORIDA-WEST	SHRIMP, SPOTTED CLEANER	96	0	244	Public	Commercial	Periclimenes yucatanicus	96424	ACCSP
2020	FLORIDA-WEST	SHRIMPS, BAIT **	2,114,769	959	7,776,686	Public	Commercial	Penaeus	95603	ACCSP
2020	FLORIDA-WEST	SHRIMPS, MANTIS **	225	0	3,167	Public	Commercial	Stomatopoda	99140	ACCSP
2020	FLORIDA-WEST	SHRIMPS, PENAEOID **	215,750	98	952,995	Public	Commercial	Penaeoidea	95601	ACCSP
2020	FLORIDA-WEST	SHRIMPS, PISTOL OR SNAPPING **	861	0	1,434	Public	Commercial	Alpheus	96601	ACCSP
2020	FLORIDA-WEST	SHRIMPS, ROCK **	121,305	55	198,825	Public	Commercial	Sicyonia	96027	ACCSP
2020	GEORGIA	SHRIMP, NORTHERN BROWN	89,028	40	136,126	Public	Commercial	Farfantepenaeus aztecus	551570	ACCSP
2020	GEORGIA	SHRIMP, NORTHERN PINK				Confidential	Commercial	Farfantepenaeus duorarum	551574	ACCSP
2020	GEORGIA	SHRIMP, NORTHERN WHITE	4,771,159	2,164	12,614,334	Public	Commercial	Litopenaeus setiferus	551680	ACCSP
2020	GEORGIA	SHRIMP, ROCK				Confidential	Commercial	Sicyonia brevirostris	96028	ACCSP
2020	GEORGIA	SHRIMPS, PENAEOID **	78,311	36	851,331	Public	Commercial	Penaeoidea	95601	ACCSP
2020	LOUISIANA	SHRIMP, ATLANTIC SEABOB	257,412	117	151,111	Public	Commercial	Xiphopenaeus kroyeri	95750	GULFFIN
2020	LOUISIANA	SHRIMP, NORTHERN BROWN	14,844,082	6,733	16,396,967	Public	Commercial	Farfantepenaeus aztecus	551570	GULFFIN
2020	LOUISIANA	SHRIMP, NORTHERN PINK				Confidential	Commercial	Farfantepenaeus duorarum	551574	GULFFIN
2020	LOUISIANA	SHRIMP, NORTHERN WHITE	54,868,786	24,888	82,403,576	Public	Commercial	Litopenaeus setiferus	551680	GULFFIN
2020	MISSISSIPPI	SHRIMP, NORTHERN BROWN	2,362,366	1,072	3,657,543	Public	Commercial	Farfantepenaeus aztecus	551570	GULFFIN
2020	MISSISSIPPI	SHRIMP, NORTHERN PINK				Confidential	Commercial	Farfantepenaeus duorarum	551574	GULFFIN
2020	MISSISSIPPI	SHRIMP, NORTHERN WHITE	4,469,449	2,027	9,354,794	Public	Commercial	Litopenaeus setiferus	551680	GULFFIN
2020	NORTH CAROLINA	SHRIMP, NORTHERN BROWN	1,863,606	845	3,340,491	Public	Commercial	Farfantepenaeus aztecus	551570	ACCSP
2020	NORTH CAROLINA	SHRIMP, NORTHERN PINK	29,733	13	60,804	Public	Commercial	Farfantepenaeus duorarum	551574	ACCSP
2020	NORTH CAROLINA	SHRIMP, NORTHERN WHITE	7,837,441	3,555	18,915,740	Public	Commercial	Litopenaeus setiferus	551680	ACCSP
2020	NORTH CAROLINA	SHRIMPS, MANTIS **				Confidential	Commercial	Stomatopoda	99140	ACCSP
2020	NORTH CAROLINA	SHRIMPS, PENAEOID **	29,844	14	148,506	Public	Commercial	Penaeidae	95602	ACCSP
2020	NORTH CAROLINA	SHRIMPS, ROCK **				Confidential	Commercial	Sicyonia	96027	ACCSP
2020	SOUTH CAROLINA	SHRIMP, ATLANTIC SEABOB	1,665	1	3,323	Public	Commercial	Xiphopenaeus kroyeri	95750	ACCSP
2020	SOUTH CAROLINA	SHRIMP, NORTHERN BROWN	243,927	111	566,148	Public	Commercial	Farfantepenaeus aztecus	551570	ACCSP
2020	SOUTH CAROLINA	SHRIMP, NORTHERN WHITE	2,779,388	1,261	8,420,508	Public	Commercial	Litopenaeus setiferus	551680	ACCSP
2020	SOUTH CAROLINA	SHRIMPS, PENAEOID **				Confidential	Commercial	Penaeidae	95602	ACCSP
2020	TEXAS	SHRIMP, ATLANTIC SEABOB				Confidential	Commercial	Xiphopenaeus kroyeri	95750	GULFFIN
2020	TEXAS	SHRIMP, FARFANTEPENAEUS SPP **	1,360,693	617	5,941,016	Public	Commercial	Farfantepenaeus	684690	GULFFIN
2020	TEXAS	SHRIMP, NORTHERN BROWN	34,349,798	15,581	81,601,980	Public	Commercial	Farfantepenaeus aztecus	551570	GULFFIN
2020	TEXAS	SHRIMP, NORTHERN PINK	831,551	377	2,386,676	Public	Commercial	Farfantepenaeus duorarum	551574	GULFFIN
2020	TEXAS	SHRIMP, NORTHERN WHITE	21,643,195	9,817	52,996,988	Public	Commercial	Litopenaeus setiferus	551680	GULFFIN
2020	TEXAS	SHRIMPS, MANTIS **	6,179	3	27,049	Public	Commercial	Stomatopoda	99140	GULFFIN
2020	TEXAS	SHRIMPS, PENAEOID **				Confidential	Commercial	Penaeoidea	95601	GULFFIN

2020

221,801,172.94

SHRIMP STATISTICS, JANUARY - 2020

I. Landings, (all species, headless, thousands of pounds):

	FL W.C.	AL	MS	LA	TX	Total
January						
2020	492.8	624.7	120.9	1,734.0	939.0	3,911.4
2019	431.7	710.2	148.5	1,369.3	837.0	3,496.8
2018	1,166.0	707.9	54.9	1,320.5	877.3	4,126.7
2017	434.1	670.5	248.3	2,496.9	1,119.6	4,969.4
2016	500.9	293.3	200.1	2,967.8	1,102.3	5,064.5

II. Ex-vessel price, (Average dollars per pound, headless, all species)

January	2016	2017	2018	2019	2020
EASTERN GULF (Florida west coast)					
UN/15	*.*	*.*	*.*	*.*	*.*
15/20	5.79	7.68	6.42	4.80	*.*
21/25	4.69	5.14	3.99	3.79	4.22
26/30	4.50	4.77	4.55	4.60	*.*
31/35	2.67	3.13	2.54	2.96	3.52
36/40	4.36	2.78	2.29	4.28	3.23
41/50	3.89	2.71	2.11	4.32	4.82
NORTHERN GULF (Alabama, Louisiana, & Mississippi)					
UN/15	8.44	8.69	9.17	6.86	7.58
15/20	4.34	5.19	4.15	4.14	4.07
21/25	3.53	4.18	3.77	3.44	3.48
26/30	3.11	4.15	3.98	3.54	3.53
31/35	2.85	3.24	3.19	2.78	2.93
36/40	2.78	2.95	2.51	2.82	2.70
41/50	2.80	2.57	2.32	2.44	3.01
WESTERN GULF (Texas ports)					
UN/15	9.84	9.07	7.83	8.29	8.08
15/20	4.84	5.34	5.09	4.31	4.71
21/25	3.65	4.59	4.21	3.66	4.17
26/30	3.15	4.46	4.10	3.50	4.27
31/35	2.94	3.71	4.00	3.33	3.76
36/40	2.41	2.82	2.66	2.56	2.80
41/50	2.63	3.30	3.06	2.69	3.85

III. U.S. shrimp imports by type of preparation, (Product weight, thousands of pounds):

January	2016	2017	2018	2019	2020
Shell-on, headless	42,507	42,249	44,350	38,610	53,878
Peeled & Other Peeled	58,373	59,850	79,057	72,493	77,265
Canned	271	320	339	300	591
Breaded	8,806	10,218	12,010	8,457	11,378
Total	109,957	112,637	135,756	119,860	143,112

UPDATED WITH STATE TRIP TICKET LANDINGS

. Data is not Available

INTERNET ACCESSIBLE

<https://www.fisheries.noaa.gov/national/commercial-fishing/fishery-market-news>

Section I States Trip Ticket - Landing Summaries are preliminary

Section II Ex-vessel Prices: Average of brown, pink, and white headless shrimp.

Section III US Trade in Fishery Products, <https://www.fisheries.noaa.gov/foss/>

Ms. Jade B. Chau
 NOAA Fisheries
 Southeast Fisheries Science Center
 Fisheries Statistic Division
Jade.Chau@noaa.gov

SHRIMP STATISTICS, FEBRUARY - 2020

I. Landings, (all species, headless, thousands of pounds):

	FL (W.C.)	AL	MS	LA	TX	Total
February						
2020	745.0	454.8	0.9	923.8	1,387.0	3,511.6
2019	614.3	716.6	46.5	897.6	1,219.3	3,494.2
2018	853.4	1,080.7	37.7	492.4	1,211.9	3,676.1
2017	729.3	747.3	68.0	1,173.1	1,181.9	3,899.5
2016	666.2	531.0	54.9	2,073.2	1,733.5	5,058.8
January - February						
2020	1,237.8	1,079.5	121.8	2,657.8	2,326.0	7,422.9
2019	1,046.0	1,426.8	195.0	2,266.9	2,056.3	6,991.0
2018	2,019.4	1,788.6	92.7	1,812.9	2,089.2	7,802.8
2017	1,163.4	1,417.7	316.3	3,670.0	2,301.5	8,868.9
2016	1,167.1	824.3	255.1	5,041.0	2,835.8	10,123.3

II. Ex-vessel price, (Average dollars per pound, headless)

February	2016	2017	2018	2019	2020
EASTERN GULF (Florida west coast ports)					
UN/15	*.*	9.05	*.*	7.65	*.*
15/20	6.98	6.02	6.62	6.58	*.*
21/25	4.52	4.59	4.08	3.89	4.56
26/30	3.86	3.49	4.42	4.47	*.*
31/35	3.04	3.38	2.70	3.45	3.50
36/40	3.91	2.99	2.91	4.19	3.31
41/50	3.16	2.78	2.31	4.83	4.44
NORTHERN GULF (Alabama, Louisiana, & Mississippi)					
UN/15	9.59	10.00	7.44	8.38	8.68
15/20	4.45	5.40	4.30	4.69	4.59
21/25	3.60	4.42	3.65	3.77	4.09
26/30	3.35	4.20	3.52	3.78	3.76
31/35	2.60	3.44	2.99	3.20	3.11
36/40	2.71	2.86	2.39	3.17	2.88
41/50	2.66	2.47	2.22	2.68	2.86
WESTERN GULF (Texas ports)					
UN/15	9.92	8.88	8.43	8.90	8.91
15/20	5.44	6.57	5.44	5.26	5.92
21/25	3.76	5.34	4.50	4.47	5.57
26/30	3.24	5.13	4.25	4.13	4.99
31/35	2.90	4.38	4.01	3.82	4.32
36/40	2.62	3.96	3.19	3.32	4.04
41/50	2.65	3.85	3.08	2.82	3.69

III. U.S. shrimp imports by type of preparation, (thousands of pounds):

February	2016	2017	2018	2019	2020
Shell-on, headless	39,115.0	31,415.9	33,307.1	32,149.9	43,380.1
Peeled & Peeled Others	50,627.4	52,364.2	62,620.2	54,240.0	60,014.9
Canned	306.4	235.8	273.3	249.1	407.8
Bread	8,556.5	7,408.2	8,646.9	7,857.8	9,647.6
	98,605.3	91,424.1	104,847.5	94,496.7	113,450.3
January - February	2016	2017	2018	2019	2020
Shell-on, headless	81,624.5	73,660.8	77,657.0	70,757.9	97,256.4
Peeled & Peeled Others	109,000.1	112,213.8	141,674.6	126,734.8	137,279.5
Canned	579.7	557.7	612.8	548.8	998.5
Bread	17,362.2	17,626.7	20,657.4	16,315.2	21,025.5
	208,566.4	204,058.9	240,601.7	214,356.8	256,559.8

SUMMARIES ARE UPDATED WITH STATES TRIP TICKET LANDINGS

*. * Data is not Available

INTERNET ACCESSIBLE

<https://www.fisheries.noaa.gov/national/commercial-fishing/fishery-market-news>

Section I Landing Summaries are preliminary

Section II Ex-vessel Prices: Average of brown, pink, rock and white headless shrimp.

Section III US Trade in Fishery Products, <https://www.fisheries.noaa.gov/foss/>

Jade B. Chau
NOAA Fisheries
Southeast Fisheries Science Center
Fisheries Statistic Division
Jade.Chau@noaa.gov

SHRIMP STATISTICS, March - 2020

I. Landings, (all species, headless, thousands of pounds):

	FL(WC)	AL	MS*	LA	TX*	Total
March						
2020	548.4	495.3	15.3	649.1	1,750.3	3,458.3
2019	382.6	304.5	2.0	488.8	1,531.5	2,709.5
2018	1,209.5	1,365.8	25.0	505.6	1,088.3	4,194.2
2017	820.1	735.3	31.0	1,210.9	1,583.3	4,380.7
2016	435.7	329.3	57.4	1,032.2	2,371.3	4,225.9
January - March						
2020	1,786.1	1,574.8	137.1	3,306.9	4,076.4	10,881.3
2019	1,428.6	1,731.3	197.0	2,755.7	3,587.9	9,700.5
2018	3,228.9	3,154.4	117.7	2,318.5	3,177.4	11,996.9
2017	1,983.6	2,153.1	347.3	4,880.9	3,884.8	13,249.6
2016	1,602.8	1,153.6	312.5	6,073.2	5,207.1	14,349.1

II. Ex-vessel price, (Average dollars per pound, headless)

March	2016	2017	2018	2019	2020
EASTERN GULF (Florida west coast ports)					
UN/15	*.*	9.05	*.*	*.*	*.*
16/20	5.13	4.88	6.7		
21/25	3.87	4.07	4.0	4.0	4.6
26/30	3.59	2.77	4.2		
31/35	3.23	3.39	2.8	3.5	3.4
36/40	3.50	2.97	2.6	3.5	3.4
41/50	3.60	2.72	2.3	4.1	4.2
NORTHERN GULF (Alabama, Louisiana, & Mississippi)					
UN/15	7.98	8.01	6.78	7.94	7.73
16/20	4.63	5.08	5.21	4.73	4.54
21/25	3.57	4.19	3.85	4.03	3.64
26/30	3.36	4.56	3.47	3.84	3.75
31/35	2.91	3.06	2.82	2.87	2.96
36/40	2.88	2.77	2.50	2.94	2.71
41/50	2.59	2.52	2.25	2.97	2.96
WESTERN GULF (Texas ports)					
UN/15	9.85	8.39	8.27	8.77	8.02
16/20	5.14	5.63	5.11	4.97	4.59
21/25	3.50	4.73	4.32	4.08	4.03
26/30	3.00	4.20	3.92	3.77	3.72
31/35	2.91	3.74	3.56	3.47	3.45
36/40	3.02	3.05	2.86	3.16	2.91
41/50	2.50	3.03	2.86	2.78	3.47

III. U.S. shrimp imports by type of preparation, (thousands of pounds):

March	2016	2017	2018	2019	2020
Shell-on, headless	34,598.7	32,872.8	35,414.2	36,113.0	29,114.7
Peeled	48,456.3	51,464.9	59,474.8	64,524.6	67,043.9
Canned	286.5	394.5	361.5	775.9	17,371.0
Breaded	4,723.5	5,336.3	6,092.3	6,017.4	268.9
	88,065.0	90,068.6	101,342.9	107,430.8	113,798.6

January - March	2016	2017	2018	2019	2020
Shell-on, headless	116,220.9	106,533.7	113,071.2	106,873.1	166,378.8
Peeled	157,458.6	163,680.9	201,149.4	191,259.4	253,855.3
Canned	864.0	950.0	974.2	1,324.7	62,651.0
Breaded	22,085.7	22,962.9	26,749.7	22,332.5	1,562.7
	296,629.2	294,127.5	341,944.6	321,789.7	484,447.9

UPDATED WITH STATE TRIP TICKET LANDINGS

.* Data is not Available

INTERNET ACCESSIBLE

<https://www.fisheries.noaa.gov/national/commercial-fishing/fishery-market-news>

Section I States Trip Ticket - Landing Summaries are preliminary

Section II Ex-vessel Prices: Average of brown, pink, and white headless shrimp.

Section III US Trade in Fishery Products, <https://www.fisheries.noaa.gov/foss/>

Ms. Jade B. Chau
 NOAA Fisheries
 Southeast Fisheries Science Center
 Fisheries Statistic Division
Jade.Chau@noaa.gov

SHRIMP STATISTICS, April - 2020

I. Landings, (all species, headless, thousands of pounds):

	FL (W.C.)	AL	MS*	LA	TX*	Total
April						
2020	534.8	329.9	1.7	731.8	1,611.3	3,209.4
2019	643.9	542.6	15.0	683.3	1,681.2	3,565.9
2018	774.8	662.1	82.0	2,781.4	1,591.1	5,891.4
2017	815.3	722.9	33.4	3,521.0	1,975.9	7,068.5
2016	591.0	507.6	26.2	1,053.7	1,554.6	3,733.1
January - April						
2020	2,321.0	1,904.7	138.8	4,038.6	5,687.6	14,090.7
2019	2,072.5	2,273.9	212.0	3,439.0	5,269.1	13,266.4
2018	4,003.7	3,816.5	199.7	5,099.9	4,768.5	17,888.3
2017	2,798.9	2,875.9	380.7	8,401.9	5,860.7	20,318.1
2016	2,193.8	1,661.2	338.6	7,126.9	6,761.7	18,082.2

II. Ex-vessel price, (Average dollars per pound, headless)

April	2016	2017	2018	2019	2020
EASTERN GULF (Florida west coast ports)					
UN/15	*.*	*.*	*.*	*.*	*.*
15/20	6.59	5.58	6.8	3.00	3.5
21/25	3.94	3.80	4.1	3.82	4.0
26/30	3.60	2.60	3.5	2.43	
31/35	3.33	3.34	2.9	3.79	3.2
36/40	3.62	2.89	2.7	4.4	2.7
41/50	3.17	2.73	2.9	3.8	4.1
NORTHERN GULF (Alabama, Louisiana, & Mississippi)					
UN/15	4.94	5.91	8.26	7.58	7.20
15/20	4.44	4.60	4.76	4.52	4.20
21/25	3.37	3.70	4.06	3.77	3.63
26/30	3.27	4.11	3.50	3.85	3.52
31/35	2.84	3.01	3.14	2.99	3.37
36/40	2.83	2.97	2.72	2.91	3.18
41/50	2.98	2.74	2.35	10.31	3.27
WESTERN GULF (Texas ports)					
UN/15	9.23	8.16	8.35	8.55	5.75
15/20	4.58	5.18	4.57	4.64	3.37
21/25	3.35	4.33	4.01	3.99	3.04
26/30	3.19	3.32	3.51	3.70	2.97
31/35	2.87	3.03	3.11	3.18	2.95
36/40	2.94	2.93	2.29	2.79	2.50
41/50	3.44	3.29	3.07	3.48	2.60

III. U.S. shrimp imports by type of preparation, (thousands of pounds):

April	2016	2017	2018	2019	2020
Shell-on, headless	31,116.1	35,160.8	32,597.3	35,193.8	29,114.7
Peeled & Peeled Others	49,011.7	57,995.9	66,827.9	64,672.3	74,006.9
Canned	218.2	207.2	238.0	286.5	268.9
Breaded	6,301.7	7,337.6	5,226.1	6,996.0	10,408.0
	86,647.7	100,701.5	104,889.4	107,148.6	113,798.6

January - April	2016	2017	2018	2019	2020
Shell-on, headless	147,339.3	141,694.4	145,668.5	142,066.9	166,378.8
Peeled & Peeled Others	206,472.5	221,676.8	267,979.6	255,931.6	276,399.5
Canned	1,082.2	1,157.2	1,212.3	1,611.2	1,562.7
Breaded	28,387.4	30,300.6	31,975.7	29,328.6	40,106.9
	383,281.4	394,829.0	446,836.1	428,938.4	484,447.9

UPDATED WITH STATE TRIP TICKET LANDINGS

. Data is not Available

INTERNET ACCESSIBLE

<https://www.fisheries.noaa.gov/national/commercial-fishing/fishery-market-news>

Section I States Trip Ticket - Landing Summaries are preliminary

Section II Ex-vessel Prices: Average of brown, pink, and white headless shrimp.

Section III US Trade in Fishery Products, <https://www.fisheries.noaa.gov/foss/>

Ms. Jade B. Chau
 NOAA Fisheries
 Southeast Fisheries Science Center
 Fisheries Statistic Division
Jade.Chau@noaa.gov

SHRIMP STATISTICS, MAY - 2020

I. Landings, (all species, headless, thousands of pounds):

	FL (W.C.)	AL	MS*	LA	TX*	Total
May						
2020	437.7	843.5	66.5	3,685.6	2,641.7	7,675.0
2019	682.0	907.0	370.8	6,942.7	2,795.2	11,697.8
2018	840.6	1,423.1	480.9	14,068.0	3,346.8	20,159.5
2017	878.2	1,360.8	917.5	10,910.0	3,696.3	17,762.7
2016	692.4	718.5	450.3	8,532.8	3,268.0	13,662.0
January - May						
2020	2,758.7	2,748.2	205.3	7,724.2	8,329.3	21,765.7
2019	2,754.5	3,180.9	582.8	10,381.7	8,064.3	24,964.2
2018	4,844.4	5,239.6	680.6	19,167.9	8,115.4	38,047.8
2017	3,677.1	4,236.7	1,298.2	19,311.9	9,556.9	38,080.8
2016	2,886.2	2,379.7	789.0	15,659.7	10,029.7	31,744.2

II. Ex-vessel price, (Average dollars per pound, headless)

May	2016	2017	2018	2019	2020
EASTERN GULF (Florida west coast ports)					
UN/15	*.*	*.*	*.*	*.*	*.*
15/20	4.96	6.90	4.36	*.*	*.*
21/25	3.59	4.17	3.92	3.96	4.00
26/30	3.28	3.09	2.70	*.*	2.50
31/35	3.19	2.94	3.25	3.16	3.43
36/40	3.12	2.58	2.66	3.21	2.92
41/50	2.94	2.68	3.80	*.*	*.*
NORTHERN GULF (Alabama, Louisiana, & Mississippi)					
UN/15	7.13	6.61	5.52	7.75	5.37
15/20	3.98	4.31	4.42	4.40	4.19
21/25	3.37	3.53	3.73	3.16	3.49
26/30	3.07	3.97	3.19	3.47	3.22
31/35	2.78	2.68	2.69	2.61	3.17
36/40	3.04	2.80	2.74	2.86	3.11
41/50	0.00	3.09	2.82	2.80	2.80
WESTERN GULF (Texas ports)					
UN/15	8.91	8.15	8.69	8.52	6.31
15/20	4.36	4.97	4.61	4.46	3.54
21/25	3.20	4.40	3.60	3.93	3.00
26/30	2.94	3.13	3.37	3.49	2.98
31/35	2.64	3.85	3.31	3.01	3.04
36/40	2.61	4.09	2.85	2.80	3.68
41/50	2.59	3.74	2.77	3.29	3.44

III. U.S. shrimp imports by type of preparation, (thousands of pounds):

May	2016	2017	2018	2019	2020
Shell-on, headless	34,730.9	39,145.9	35,187.2	38,334.8	28,356.5
Peeled	52,060.1	70,363.4	68,582.4	69,415.6	45,976.6
Canned	277.7	227.0	229.2	551.0	357.1
Breaded	9,056.9	8,298.7	7,474.3	9,793.1	8,708.6
	96,126	118,035	111,473	118,094	83,399

January - May	2016	2017	2018	2019	2020
Shell-on, headless	182,193.7	180,727.9	180,855.7	180,401.7	194,667.0
Peeled	258,651.6	291,987.3	336,562.0	325,345.0	322,206.3
Canned	1,360.0	1,384.2	1,439.3	2,162.3	1,919.8
Breaded	37,512.6	38,667.6	39,450.1	39,121.6	48,859.6
	479,718	512,767	558,307	547,031	567,653

UPDATED WITH STATE TRIP TICKET LANDINGS

. Data is not Available

INTERNET ACCESSIBLE

<https://www.fisheries.noaa.gov/national/commercial-fishing/fishery-market-news>

Section I States Trip Ticket - Landing Summaries are preliminary

Section II Ex-vessel Prices:Average of brown, pink, and white headless shrimp.

Section III US Trade in Fishery Products, <https://www.fisheries.noaa.gov/foss/>

Ms. Jade B. Chau
NOAA Fisheries
Southeast Fisheries Science Center
Fisheries Statistic Division
Jade.Chau@noaa.gov

SHRIMP STATISTICS, JUNE - 2020

I. Landings, (all species, headless, thousands of pounds):

	FL (W.C.)	AL	MS*	LA	TX*	Total
June						
2020	795.8	1,735.9	569.2	5,138.0	2,881.4	11,120.3
2019	551.8	1,852.6	717.5	9,147.3	2,905.6	15,174.8
2018	497.3	2,368.3	1,256.5	8,226.7	2,663.7	15,012.4
2017	569.5	2,101.7	1,906.9	7,743.7	3,683.7	16,005.5
2016	562.5	1,929.8	1,299.1	11,323.1	3,624.3	18,738.7
January - June						
2020	3,554.5	4,484.2	774.4	12,862.2	11,210.7	32,886.0
2019	3,306.2	5,033.5	1,300.3	19,529.0	10,969.9	40,139.0
2018	5,341.6	7,607.9	1,937.0	27,394.6	10,779.1	53,060.3
2017	4,246.6	6,338.4	3,205.0	27,055.5	13,240.7	54,086.3
2016	3,448.7	4,309.4	2,088.0	26,982.8	13,654.0	50,482.9

II. Ex-vessel price, (Average dollars per pound, headless)

June	2016	2017	2018	2019	2020
EASTERN GULF (Florida west coast ports)					
UN/15	*.*	7.35	6.40	*.*	*.*
15/20	5.69	6.31	4.48	*.*	*.*
21/25	3.85	4.26	3.82	4.06	3.81
26/30	3.38	3.49	2.31	*.*	
31/35	3.27	3.02	3.53	3.11	*.*
36/40	3.07	2.49	2.91	*.*	2.78
41/50	2.34	2.60	*.*	*.*	*.*
NORTHERN GULF (Alabama, Louisiana, & Mississippi)					
UN/15	7.54	6.38	6.63	8.54	6.10
15/20	3.83	4.34	4.26	4.22	3.89
21/25	2.73	3.54	3.42	3.17	3.38
26/30	3.17	4.04	3.43	3.29	3.07
31/35	2.78	2.88	3.44	2.57	3.35
36/40	2.80	3.24	3.11	2.82	3.24
41/50	2.73	3.02	2.68	2.56	2.88
WESTERN GULF (Texas ports)					
UN/15	8.64	8.30	8.76	8.52	6.96
15/20	4.27	4.39	4.60	4.74	3.99
21/25	3.04	3.47	3.48	4.08	3.40
26/30	2.66	3.43	3.39	3.34	2.98
31/35	2.43	3.91	3.43	2.98	3.03
36/40	2.53	4.07	2.84	2.62	3.68
41/50	2.58	3.79	2.56	3.49	3.61

III. U.S. shrimp imports by type of preparation, (thousands of pounds):

June	2016	2017	2018	2019	2020
Shell-on, headless	39,564.7	40,186.2	33,408.5	37,827.8	44,365.3
Peeled	54,136.4	67,998.3	66,905.1	68,633.1	58,915.0
Canned	264.5	240.3	262.3	544.4	182.9
Breaded	7,835.8	9,264.1	8,034.2	8,653.5	8,860.7
	101,801	117,689	108,610	115,659	112,324

January - June	2016	2017	2018	2019	2020
Shell-on, headless	221,758.3	220,914.1	214,226.7	218,154.5	239,034.5
Peeled	312,792.3	359,979.0	403,332.6	393,861.4	381,121.3
Canned	1,626.7	1,626.7	1,703.8	2,708.9	2,102.8
Breaded	45,348.4	47,931.7	47,482.0	47,775.2	57,720.3
	581,526	630,451	666,745	662,500	679,979

UPDATED WITH STATE TRIP TICKET LANDINGS

. Data is not Available

INTERNET ACCESSIBLE

<https://www.fisheries.noaa.gov/national/commercial-fishing/fishery-market-news>

Section I States Trip Ticket - Landing Summaries are preliminary

Section II Ex-vessel Prices: Average of brown, pink, and white headless shrimp.

Section III US Trade in Fishery Products, <https://www.fisheries.noaa.gov/foss/>

Ms. Jade B. Chau
 NOAA Fisheries
 Southeast Fisheries Science Center
 Fisheries Statistic Division
Jade.Chau@noaa.gov

SHRIMP STATISTICS, JULY - 2020

I. Landings, (all species, headless, thousands of pounds):

	FL (W.C.)	AL	MS*	LA	TX*	Total
July						
2020	866.5	1,968.4	639.8	3,517.9	4,824.5	11,817.1
2019	533.3	1,254.3	523.8	2,719.4	3,695.0	8,725.8
2018	404.1	1,653.8	767.5	2,307.0	4,420.7	9,553.1
2017	428.0	1,613.3	1,276.5	4,250.8	5,133.3	12,702.1
2016	446.2	1,204.0	737.9	3,459.2	3,402.8	9,250.2
January - July						
2020	4,421.0	6,452.6	1,414.2	16,380.2	16,035.2	44,703.2
2019	3,839.6	6,287.7	1,824.1	22,248.4	14,664.9	48,864.8
2018	5,745.7	9,261.7	2,704.5	29,701.6	15,199.8	62,613.4
2017	4,674.6	7,951.7	4,481.6	31,306.4	18,374.0	66,788.3
2016	3,894.9	5,513.5	2,825.9	30,442.0	17,056.8	59,733.0

II. Ex-vessel price, (Average dollars per pound, headless)

July	2016	2017	2018	2019	2020
EASTERN GULF (Florida west coast ports)					
UN/15	*.*	6.41	5.2	*.*	*.*
15/20	5.49	6.00	*.*	*.*	*.*
21/25	4.14	4.26	*.*	3.90	4.11
26/30	3.42	2.84	4.20	*.*	*.*
31/35	3.31	2.92	3.42	3.42	3.78
36/40	2.94	2.87	2.88	*.*	2.71
41/50	3.21	2.76	*.*	*.*	*.*
NORTHERN GULF (Alabama, Louisiana, & Mississippi)					
UN/15	5.81	5.00	6.43	6.76	5.32
15/20	3.99	4.22	4.44	3.97	3.64
21/25	3.02	3.58	3.64	3.44	3.23
26/30	3.16	3.82	3.62	3.22	2.96
31/35	2.78	3.03	3.27	2.81	3.14
36/40	4.26	2.94	2.69	2.91	2.93
41/50	2.67	2.92	2.68	2.76	2.99
WESTERN GULF (Texas ports)					
UN/15	8.49	7.94	8.44	9.00	7.20
15/20	4.68	4.65	4.71	4.72	4.80
21/25	3.55	4.06	3.97	4.40	4.24
26/30	2.95	4.01	3.75	3.55	3.70
31/35	2.71	4.03	3.34	3.26	3.50
36/40	2.76	4.05	3.20	2.93	3.65
41/50	2.53	3.65	2.81	2.75	3.22

III. U.S. shrimp imports by type of preparation, (thousands of pounds):

July	2016	2017	2018	2019	2020
Shell-on, headless	46,534.2	46,745.8	41,323.6	46,472.5	59,565.2
Peeled	62,582.7	78,188.2	73,436.0	74,776.1	80,689.9
Canned	171.9	376.9	277.7	275.5	553.2
Breaded	6,861.6	9,182.5	8,025.3	11,536.6	9,294.9
	116,150.4	134,493.4	123,062.7	133,060.7	150,103.3

January - July	2016	2017	2018	2019	2020
Shell-on, headless	268,292.6	267,660.0	255,548.1	264,629.2	298,597.6
Peeled	375,375.1	438,171.6	476,768.6	468,635.3	461,811.2
Canned	1,796.4	2,003.6	1,979.3	2,984.4	2,656.0
Breaded	52,209.9	57,114.2	55,507.4	59,309.5	67,015.3
	697,673.9	764,949.3	789,803.4	795,558.5	830,080.0

UPDATED WITH STATE TRIP TICKET LANDINGS

. Data is not Available

INTERNET ACCESSIBLE

<https://www.fisheries.noaa.gov/national/commercial-fishing/fishery-market-news>

Section I States Trip Ticket - Landing Summaries are preliminary

Section II Ex-vessel Prices: Average of brown, pink, and white headless shrimp.

Section III US Trade in Fishery Products, <https://www.fisheries.noaa.gov/foss/>

Ms. Jade B. Chau
 NOAA Fisheries
 Southeast Fisheries Science Center
 Fisheries Statistic Division
Jade.Chau@noaa.gov

SHRIMP STATISTICS, AUGUST - 2020

I. Landings, (all species, headless, thousands of pounds):

	FL (W.C.)	AL	MS*	LA	TX*	Total
August						
2020	577.2	3,493.1	907.2	5,530.4	7,387.9	17,895.8
2019	430.2	2,155.7	1,077.0	8,231.2	9,127.7	21,021.9
2018	486.1	2,800.9	989.4	5,747.5	11,428.4	21,452.3
2017	419.2	1,603.2	707.8	6,003.5	11,910.4	20,644.1
2016	496.0	2,290.3	745.9	5,895.2	10,116.4	19,543.9
January - August						
2020	4,998.2	9,945.7	2,321.4	21,910.5	23,423.1	62,598.9
2019	4,269.8	8,443.5	2,901.1	30,479.7	23,792.6	69,886.6
2018	6,231.8	12,062.6	3,693.9	35,449.2	26,628.2	84,065.7
2017	5,093.9	9,554.9	5,189.4	37,309.8	30,284.4	87,432.4
2016	4,390.9	7,803.7	3,571.8	36,337.2	27,173.2	79,276.9

II. Ex-vessel price, (Average dollars per pound, headless)

August	2016	2017	2018	2019	2020
EASTERN GULF (Florida west coast ports)					
UN/15	*.*	6.63	11.00	*.*	*.*
15/20	6.34	7.30	4.92	*.*	*.*
21/25	4.32	4.00	3.84	4.19	4.00
26/30	3.44	2.50	*.*	*.*	*.*
31/35	3.09	2.85	3.41	3.46	3.24
36/40	3.28	2.98	2.63	2.72	2.95
41/50	2.75	2.68	*.*	*.*	*.*
NORTHERN GULF (Alabama, Louisiana, & Mississippi)					
UN/15	7.19	7.30	6.56	8.13	7.67
15/20	4.37	4.02	4.30	4.27	3.70
21/25	3.29	3.51	3.38	3.15	2.99
26/30	3.47	3.82	3.47	3.65	3.08
31/35	2.92	2.74	3.20	2.51	2.80
36/40	2.42	2.93	2.93	2.71	2.78
41/50	2.15	2.88	2.81	2.94	2.85
WESTERN GULF (Texas ports)					
UN/15	8.32	6.67	8.28	8.64	6.73
15/20	5.36	4.69	4.90	4.75	4.90
21/25	3.77	3.82	3.78	4.28	4.08
26/30	3.24	3.77	3.64	3.79	3.58
31/35	3.26	3.63	3.19	3.48	3.32
36/40	2.98	3.51	2.97	2.93	3.32
41/50	2.99	3.19	2.74	2.86	2.95

III. U.S. shrimp imports by type of preparation, (thousands of pounds):

August	2016	2017	2018	2019	2020
Shell-on, headless	50,431.2	47,944.9	55,055.5	57,874.6	71,730.0
Peeled	69,395.8	78,787.7	80,608.3	85,279.0	99,980.7
Canned	231.4	339.4	352.7	584.1	504.8
Breaded	9,001.8	9,409.6	11,307.3	10,886.3	9,070.1
	129,060.2	136,481.6	147,323.9	154,624.0	181,285.5

January - August	2016	2017	2018	2019	2020
Shell-on, headless	318,723.7	315,604.9	310,601.4	322,503.9	370,329.7
Peeled	444,770.8	516,959.3	557,372.6	553,916.4	561,794.1
Canned	2,027.8	2,343.0	2,332.0	3,568.5	3,160.8
Breaded	61,211.7	66,523.8	66,814.7	70,198.1	76,085.4
	826,734.1	901,430.9	937,120.7	950,186.9	1,011,370.0

UPDATED WITH STATE TRIP TICKET LANDINGS

. Data is not Available

INTERNET ACCESSIBLE

<https://www.fisheries.noaa.gov/national/commercial-fishing/fishery-market-news>

Section I States Trip Ticket - Landing Summaries are preliminary

Section II Ex-vessel Prices: Average of brown, pink, and white headless shrimp.

Section III US Trade in Fishery Products, <https://www.fisheries.noaa.gov/foss/>

Ms. Jade B. Chau
 NOAA Fisheries
 Southeast Fisheries Science Center
 Fisheries Statistic Division
Jade.Chau@noaa.gov

I. Landings, (all species, headless, thousands of pounds):

	FL (W.C.)	AL	MS*	LA	TX*	Total
September						
2020	439.4	1,559.4	489.8	4,990.5	3,799.4	11,278.5
2019	358.3	1,146.2	416.4	4,465.9	4,713.5	11,100.2
2018	407.7	1,960.3	713.3	5,551.5	5,946.6	14,579.3
2017	255.9	5.6	479.6	5,016.3	4,520.1	10,277.6
2016	305.3	1,228.2	531.5	6,572.6	5,046.5	13,684.0
January - September						
2020	5,437.6	11,505.0	2,811.2	26,901.0	27,222.5	73,877.4
2019	4,628.1	10,733.2	3,986.3	43,168.6	32,884.8	95,401.0
2018	6,639.5	14,022.9	4,407.2	41,000.7	32,574.7	98,645.0
2017	5,349.7	9,560.5	5,669.0	42,326.2	34,804.5	97,710.0
2016	4,696.2	9,032.0	4,103.3	42,909.8	32,219.7	92,960.9

II. Ex-vessel price, (Average dollars per pound, headless)

September	2016	2017	2018	2019	2020
EASTERN GULF (Florida west coast ports)					
UN/15	*.*	*.*	*.*	*.*	*.*
15/20	6.48	6.12	6.84	*.*	*.*
21/25	4.43	4.09	*.*	4.12	4.11
26/30	3.94	*.*	*.*	*.*	*.*
31/35	3.27	2.82	4.14	3.36	3.67
36/40	2.80	2.78	2.70	2.85	2.71
41/50	2.44	2.69	*.*	*.*	*.*
NORTHERN GULF (Alabama, Louisiana, & Mississippi)					
UN/15	7.78	6.00	6.32	8.79	5.36
15/20	5.17	4.07	4.50	4.04	3.86
21/25	3.64	3.34	3.17	3.08	3.10
26/30	3.59	3.66	3.04	3.65	2.94
31/35	2.80	2.80	2.78	2.53	2.78
36/40	2.52	2.93	3.01	3.07	2.99
41/50	2.40	2.77	2.93	2.84	2.94
WESTERN GULF (Texas ports)					
UN/15	8.81	7.14	8.63	8.86	6.90
15/20	5.87	4.81	4.88	4.81	4.95
21/25	4.12	3.91	3.53	3.92	3.99
26/30	3.63	3.68	3.51	4.00	3.59
31/35	3.13	3.30	3.48	3.43	3.34
36/40	2.90	3.01	2.79	3.21	3.40
41/50	2.98	3.10	3.02	2.94	2.87

III. U.S. shrimp imports by type of preparation, (thousands of pounds):

September	2016	2017	2018	2019	2020
Shell-on, headless	44,689.3	48,656.8	51,610.4	52,445.8	66,682.5
Peeled	65,430.5	76,244.1	78,527.6	77,280.1	89,654.2
Canned	255.7	165.3	328.4	639.2	597.3
Breaded	8,201.7	10,139.1	11,651.2	10,121.5	8,153.2
	118,577.2	135,205.4	142,117.6	140,486.5	165,087.2

January - September	2016	2017	2018	2019	2020
Shell-on, headless	363,413.1	364,259.5	362,211.8	374,949.7	437,012.2
Peeled	510,201.3	593,203.4	635,902.4	631,198.7	651,443.9
Canned	2,283.5	2,508.3	2,660.4	4,207.7	3,758.1
Breaded	69,413.4	76,662.9	78,465.9	80,319.6	84,240.8
	945,311.3	1,036,634.1	1,079,240.5	1,090,675.7	1,176,455.0

UPDATED WITH STATE TRIP TICKET LANDINGS

.* Data is not Available

INTERNET ACCESSIBLE

<https://www.fisheries.noaa.gov/national/commercial-fishing/fishery-market-news>

Section I States Trip Ticket - Landing Summaries are preliminary

Section II Ex-vessel Prices: Average of brown, pink, and white headless shrimp.

Section III US Trade in Fishery Products, <https://www.fisheries.noaa.gov/foss/>

Ms. Jade B. Chau
 NOAA Fisheries
 Southeast Fisheries Science Center
 Fisheries Statistic Division
Jade.Chau@noaa.gov

I. Landings, (all species, headless, thousands of pounds):

	FL (W.C.)	AL	MS*	LA	TX*	Total
October						
2020	448.3	1,633.1	311.7	5,570.7	3,579.6	11,543.5
2019	471.3	1,143.6	668.8	8,223.0	4,378.8	14,885.5
2018	382.8	1,481.4	639.6	6,841.0	6,156.8	15,501.5
2017	576.3	776.3	383.2	6,826.9	6,641.4	15,204.2
2016	297.2	938.7	490.8	8,775.1	4,095.8	14,597.6
January - October						
2020	5,885.9	13,138.1	3,122.9	32,471.8	30,802.2	85,420.9
2019	5,099.4	10,733.2	3,986.3	43,168.6	32,884.8	95,872.3
2018	7,022.3	15,504.2	5,046.8	47,841.7	38,731.5	114,146.6
2017	5,926.0	10,336.9	6,052.3	49,153.1	41,446.0	112,914.2
2016	4,993.5	9,970.7	4,594.1	51,684.9	36,315.4	107,558.6

II. Ex-vessel price, (Average dollars per pound, headless)

October	2016	2017	2018	2019	2020
EASTERN GULF (Florida west coast ports)					
00/15	*.*	7.65	*.*	*.*	*.*
15/20	8.67	6.19	7.03	*.*	
21/25	4.28	*.*	*.*	4.08	4.44
26/30	3.86	3.90	4.20		
31/35	2.85	2.68	3.38	3.39	3.50
36/40	2.46	2.85	2.58	2.82	3.16
41/50	2.48	2.74	*.*	*.*	3.15
NORTHERN GULF (Alabama, Louisiana, & Mississippi)					
00/15	8.01	6.51	7.37	6.11	6.15
15/20	5.46	4.34	4.44	4.21	4.33
21/25	3.77	3.63	3.35	3.32	3.29
26/30	3.78	3.78	3.68	3.26	3.35
31/35	2.72	2.84	2.78	2.56	2.96
36/40	2.50	2.64	3.04	2.80	3.00
41/50	2.31	2.47	2.88	2.75	2.93
WESTERN GULF (Texas ports)					
00/15	9.22	7.29	8.66	9.05	7.20
15/20	5.87	4.73	4.68	5.05	5.04
21/25	4.27	3.68	3.44	4.17	4.18
26/30	3.67	3.73	3.50	4.14	3.87
31/35	3.57	3.29	3.35	3.72	3.51
36/40	2.87	2.79	3.57	3.37	3.60
41/50	3.13	3.07	2.78	3.18	3.01

III. U.S. shrimp imports by type of preparation, (thousands of pounds):

October	2016	2017	2018	2019	2020
Shell-on, headless	51,057.2	58,357.3	59,950.9	62,044.9	63,598.8
Peeled	69,748.4	83,323.9	94,873.7	89,857.0	99,451.7
Canned	324.0	328.4	354.9	987.5	374.7
Breaded	8,821.0	9,561.6	9,453.6	11,115.6	9,610.1
	129,950.7	151,571.3	164,633.1	164,004.9	173,035.4

January - October	2016	2017	2018	2019	2020
Shell-on, headless	414,470.2	422,614.6	422,165.0	436,992.4	500,611.0
Peeled	579,949.8	676,527.2	730,778.2	721,055.7	750,897.8
Canned	2,607.5	2,836.8	3,017.5	5,195.2	4,132.8
Breaded	78,236.7	86,222.3	87,919.5	91,435.2	93,850.9
	1,075,264.2	1,188,200.9	1,243,880.2	1,254,678.4	1,349,492.6

UPDATED WITH STATE TRIP TICKET LANDINGS

.* Data is not Available

INTERNET ACCESSIBLE

<https://www.fisheries.noaa.gov/national/commercial-fishing/fishery-market-news>

Section I States Trip Ticket - Landing Summaries are preliminary

Section II Ex-vessel Prices: Average of brown, pink, and white headless shrimp.

Section III US Trade in Fishery Products, <https://www.fisheries.noaa.gov/foss/>

Ms. Jade B. Chau
 NOAA Fisheries
 Southeast Fisheries Science Center
 Fisheries Statistic Division
Jade.Chau@noaa.gov

SHRIMP STATISTICS, NOVEMBER - 2020

I. Landings, (all species, headless, thousands of pounds):

	FL (W.C.)	AL	MS*	LA	TX*	Total
November						
2020	329.5	1,145.1	444.6	4,523.1	2,705.7	9,147.9
2019	389.7	1,052.0	498.2	6,314.6	2,243.0	10,497.5
2018	509.6	1,103.7	828.2	6,805.6	3,287.1	12,534.3
2017	1,262.3	1,184.9	363.1	6,623.7	4,102.9	13,536.9
2016	278.9	771.3	510.9	7,066.5	2,114.1	10,741.8
January - November						
2020	6,215.4	14,283.2	3,567.5	36,994.9	33,507.8	94,568.9
2019	5,489.1	11,785.3	4,484.5	49,483.2	35,127.8	106,369.8
2018	7,531.9	16,608.0	5,874.9	54,647.3	42,018.7	126,680.8
2017	7,188.3	11,521.8	6,415.4	55,776.7	45,548.8	126,451.0
2016	5,272.4	10,742.0	5,105.0	58,751.5	38,429.5	118,300.4

II. Ex-vessel price, (Average dollars per pound, headless from all species)

November	2016	2017	2018	2019	2020
EASTERN GULF (Florida west coast ports)					
00/15	*.*	*.*	7.60	*.*	*.*
15/20	7.03	8.20	6.54	*.*	*.*
21/25	4.01	3.82	*.*	4.37	4.32
26/30	3.68	*.*	4.05	*.*	*.*
31/35	3.10	2.76	*.*	3.50	3.42
36/40	2.60	2.15	3.92	3.31	2.90
41/50	2.54	*.*	*.*	*.*	*.*
NORTHERN GULF (Alabama, Louisiana, & Mississippi)					
00/15	8.05	6.06	7.10	7.36	6.34
15/20	5.56	4.37	4.42	4.32	4.20
21/25	4.22	3.70	3.43	3.47	3.42
26/30	3.76	3.74	3.45	3.56	3.41
31/35	3.06	2.94	2.71	2.69	3.06
36/40	2.80	2.74	2.92	2.78	2.88
41/50	2.46	2.32	2.87	2.80	2.75
WESTERN GULF (Texas ports)					
00/15	9.31	7.53	8.34	9.05	7.18
15/20	6.07	4.64	4.59	4.99	5.00
21/25	4.52	3.85	3.76	4.32	4.18
26/30	4.23	3.81	3.67	4.26	4.11
31/35	4.03	3.59	3.48	3.89	3.45
36/40	3.09	2.72	2.74	3.12	3.34
41/50	3.38	2.98	3.24	3.39	3.17

III. U.S. shrimp imports by type of preparation, (thousands of pounds):

November	2016	2017	2018	2019	2020
Shell-on, headless	52,593.5	55,026.9	55,696.9	58,890.7	50,382.7
Peeled	73,790.9	78,604.8	82,942.5	80,923.5	88,391.2
Canned	290.9	372.5	385.7	551.0	385.7
Breaded	9,292.7	9,810.7	12,294.8	8,642.5	8,909.2
	135,968.0	143,814.8	151,320.0	149,007.8	148,068.9

January - November	2016	2017	2018	2019	2020
Shell-on, headless	467,063.7	477,641.5	477,861.9	495,883.1	550,995.9
Peeled	653,738.4	755,134.2	813,718.6	801,979.2	839,293.4
Canned	2,900.7	3,209.3	3,403.2	5,746.2	4,518.5
Breaded	87,529.4	96,035.3	100,214.3	100,077.7	102,760.1
	1,211,232.2	1,332,020.2	1,395,198.0	1,403,686.2	1,497,568.0

UPDATED WITH STATE TRIP TICKET LANDINGS

. Data is not Available

INTERNET ACCESSIBLE

<https://www.fisheries.noaa.gov/national/commercial-fishing/fishery-market-news>

Section I States Trip Ticket - Landing Summaries are preliminary

Section II Ex-vessel Prices: Average of brown, pink, and white headless shrimp.

Section III US Trade in Fishery Products, <https://www.fisheries.noaa.gov/foss/>

Ms. Jade B. Chau
 NOAA Fisheries
 Southeast Fisheries Science Center
 Fisheries Statistic Division
Jade.Chau@noaa.gov

I. Landings, (all species, headless, thousands of pounds):

	FL (W.C.)	AL	MS	LA	TX	Total
December						
2020	506.0	1,685.9	396.2	5,175.4	3,057.2	10,820.6
2019	584.1	1,169.2	320.5	3,719.3	2,529.0	8,322.1
2018	574.7	1,271.6	474.3	2,793.6	3,161.3	8,275.6
2017	1,357.4	1,827.4	308.8	4,166.2	3,435.0	11,094.7
2016	374.1	870.6	235.4	3,184.0	2,304.2	6,968.3
January - December						
2020	6,721.4	15,969.1	3,963.8	42,170.2	36,565.0	105,389.5
2019	6,073.1	12,954.4	4,805.0	53,202.5	37,656.8	114,691.9
2018	8,106.7	17,879.6	6,349.2	57,440.9	45,180.0	134,956.4
2017	8,545.7	13,349.2	6,724.2	59,942.9	48,983.8	137,545.7
2016	5,646.5	11,612.6	5,340.4	61,935.4	40,733.7	125,268.7

II. Ex-vessel price, (Average dollars per pound, headless)

December	2016	2017	2018	2019	2020
EASTERN GULF (Florida west coast ports)					
00/15	9.05	*.*	7.60	*.*	*.*
15/20	7.26	5.82	5.71	*.*	*.*
21/25	4.69	*.*	*.*	4.45	4.67
26/30	4.17	4.30	4.08	*.*	*.*
31/35	3.16	2.66	*.*	3.77	3.55
36/40	2.71	2.32	*.*	3.12	3.18
41/50	2.71	2.12	*.*	*.*	2.48
NORTHERN GULF (Alabama, Louisiana, & Mississippi)					
00/15	5.97	7.19	7.26	8.59	4.96
15/20	5.66	4.32	4.35	4.13	4.32
21/25	4.40	3.78	3.44	3.43	3.51
26/30	4.01	3.68	3.53	3.36	3.38
31/35	3.36	2.98	2.68	2.73	2.98
36/40	2.84	2.60	2.91	2.82	2.65
41/50	2.69	2.28	2.87	3.15	2.70
WESTERN GULF (Texas ports)					
00/15	9.35	7.86	8.36	9.28	7.20
15/20	6.29	5.23	4.74	5.53	5.16
21/25	4.89	4.28	3.91	4.93	4.40
26/30	4.69	4.09	3.79	4.75	4.10
31/35	4.12	4.04	3.48	4.26	3.46
36/40	3.50	3.07	2.61	3.51	3.34
41/50	3.63	3.15	2.58	3.44	3.22

III. U.S. shrimp imports by type of preparation, (thousands of pounds):

December	2016	2017	2018	2019	2020
Shell-on, headless	52,593.5	46,461.5	42,289.0	49,968.3	46,338.1
Peeled	73,790.9	76,482.1	79,404.9	73,334.6	90,392.6
Canned	290.9	372.5	782.5	727.4	235.8
Breaded	9,292.7	8,461.8	14,948.6	11,580.7	9,050.3
Total	135,968.0	131,777.9	137,425.0	135,610.9	146,016.8

January - December	2016	2017	2018	2019	2020
Shell-on, headless	467,063.7	524,103.0	520,150.9	545,849.2	597,334.0
Peeled	653,738.4	831,618.5	893,125.6	875,311.6	929,683.8
Canned	2,900.7	3,581.8	4,183.5	6,473.6	4,754.4
Breaded	87,529.4	104,497.0	115,163.0	111,656.1	111,810.4
Total	1,211,232.2	1,463,800.3	1,532,623.0	1,539,290.6	1,643,582.6

UPDATED WITH STATE TRIP TICKET LANDINGS

. Data is not Available

INTERNET ACCESSIBLE

<https://www.fisheries.noaa.gov/national/commercial-fishing/fishery-market-news>

Section I States Trip Ticket - Landing Summaries are preliminary

Section II Ex-vessel Prices: Average of brown, pink, and white headless shrimp.

Section III US Trade in Fishery Products, <https://www.fisheries.noaa.gov/foss/>

Ms. Jade B. Chau
 NOAA Fisheries
 Southeast Fisheries Science Center
 Fisheries Statistic Division
Jade.Chau@noaa.gov

SHRIMP STATISTICS, JANUARY - 2021

I. Landings, (all species, headless, thousands of pounds):

	FL W.C.	AL	MS	LA	TX	Total
January						
2021	385.6	721.4	36.5	3,117.8	863.0	5,124.3
2020	492.8	624.7	120.9	1,734.0	939.0	3,911.4
2019	431.7	710.2	148.5	1,369.3	837.0	3,496.8
2018	1,166.0	707.9	54.9	1,320.5	877.3	4,126.7
2017	434.1	670.5	248.3	2,496.9	1,119.6	4,969.4

II. Ex-vessel price, (Average dollars per pound, headless, all species)

January	2017	2018	2019	2020	2021
EASTERN GULF (Florida west coast)					
UN/15	*.*	*.*	*.*	*.*	*.*
15/20	7.68	6.42	4.80	*.*	*.*
21/25	5.14	3.99	3.79	4.22	4.77
26/30	4.77	4.55	4.60	*.*	*.*
31/35	3.13	2.54	2.96	3.52	3.53
36/40	2.78	2.29	4.28	3.23	3.18
41/50	2.71	2.11	4.32	4.82	2.30
NORTHERN GULF (Alabama, Louisiana, & Mississippi)					
UN/15	8.69	9.17	6.86	7.58	7.06
15/20	5.19	4.15	4.14	4.07	4.46
21/25	4.18	3.77	3.44	3.48	3.75
26/30	4.15	3.98	3.54	3.53	3.59
31/35	3.24	3.19	2.78	2.93	2.92
36/40	2.95	2.51	2.82	2.70	2.81
41/50	2.57	2.32	2.44	3.01	2.44
WESTERN GULF (Texas ports)					
UN/15	9.07	7.83	8.29	8.08	7.03
15/20	5.34	5.09	4.31	4.71	4.58
21/25	4.59	4.21	3.66	4.17	3.97
26/30	4.46	4.10	3.50	4.27	3.86
31/35	3.71	4.00	3.33	3.76	3.07
36/40	2.82	2.66	2.56	2.80	2.41
41/50	3.30	3.06	2.69	3.85	3.18

III. U.S. shrimp imports by type of preparation, (Product weight, thousands of pounds

January	2017	2018	2019	2020	2021
Shell-on, headless	42,249	44,350	38,610	53,878	43,519
Peeled & Other Peel	59,850	79,057	72,493	77,265	98,391
Canned	320	339	300	591	399
Breaded	10,218	12,010	8,457	11,378	10,778
Total	112,637	135,756	119,860	143,112	153,088

SUMMARIES ARE UPDATED WITH STATES TRIP TICKET LANDINGS

.* Data is not Available

INTERNET ACCESSIBLE

<https://www.fisheries.noaa.gov/national/commercial-fishing/fishery-market-news>

Section I Landing Summaries are preliminary

Section II Ex-vessel Prices: Average of brown, pink, rock and white headless shrimp.

Section III US Trade in Fishery Products, <https://www.fisheries.noaa.gov/foss/>

Jade B. Chau
NOAA Fisheries
Southeast Fisheries Science Center
Fisheries Statistic Division
Jade.Chau@noaa.gov

SHRIMP STATISTICS, FEBRUARY - 2021

I. Landings, (all species, headless, thousands of pounds):

	FL (W.C.)	AL	MS	LA	TX	Total
February						
2021	808.9	655.4	78.8	1,550.0	1,452.9	4,545.9
2020	745.0	454.8	0.9	923.8	1,387.0	3,511.6
2019	614.3	716.6	46.5	897.6	1,219.3	3,494.2
2018	853.4	1,080.7	37.7	492.4	1,211.9	3,676.1
2017	729.3	747.3	68.0	1,173.1	1,181.9	3,899.5
January - February						
2021	1,194.4	1,376.8	115.3	4,667.7	2,315.9	9,670.2
2020	1,237.8	1,079.5	121.8	2,657.8	2,326.0	7,422.9
2019	1,046.0	1,426.8	195.0	2,266.9	2,056.3	6,991.0
2018	2,019.4	1,788.6	92.7	1,812.9	2,089.2	7,802.8
2017	1,163.4	1,417.7	316.3	3,670.0	2,301.5	8,868.9

II. Ex-vessel price, (Average dollars per pound, headless)

February	2017	2018	2019	2020	2021
EASTERN GULF (Florida west coast ports)					
UN/15	9.05	*.*	7.65	*.*	*.*
15/20	6.02	6.62	6.58	*.*	5.90
21/25	4.59	4.08	3.89	4.56	5.35
26/30	3.49	4.42	4.47	*.*	*.*
31/35	3.38	2.70	3.45	3.50	3.87
36/40	2.99	2.91	4.19	3.31	3.27
41/50	2.78	2.31	4.83	4.44	3.01
NORTHERN GULF (Alabama, Louisiana, & Mississippi)					
UN/15	10.00	7.44	8.38	8.68	8.07
15/20	5.40	4.30	4.69	4.59	4.50
21/25	4.42	3.65	3.77	4.09	3.80
26/30	4.20	3.52	3.78	3.76	3.75
31/35	3.44	2.99	3.20	3.11	3.09
36/40	2.86	2.39	3.17	2.88	2.52
41/50	2.47	2.22	2.68	2.86	2.47
WESTERN GULF (Texas ports)					
UN/15	8.88	8.43	8.90	8.91	7.19
15/20	6.57	5.44	5.26	5.92	5.34
21/25	5.34	4.50	4.47	5.57	4.43
26/30	5.13	4.25	4.13	4.99	3.92
31/35	4.38	4.01	3.82	4.32	3.65
36/40	3.96	3.19	3.32	4.04	2.27
41/50	3.85	3.08	2.82	3.69	3.21

III. U.S. shrimp imports by type of preparation, (thousands of pounds):

February	2017	2018	2019	2020	2021
Shell-on, headless	31,415.9	33,307.1	32,149.9	43,380.1	35,921.2
Peeled & Peeled Others	52,364.2	62,620.2	54,240.0	60,014.9	71,780.7
Canned	235.8	273.3	249.1	407.8	553.2
Bread	7,408.2	8,646.9	7,857.8	9,647.6	61.7
	91,424.1	104,847.5	94,496.7	113,450.3	108,316.8
January - February	2017	2018	2019	2020	2021
Shell-on, headless	73,660.8	77,657.0	70,757.9	97,256.4	79,437.9
Peeled & Peeled Others	112,213.8	141,674.6	126,734.8	137,279.5	170,172.2
Canned	557.7	612.8	548.8	998.5	952.2
Bread	17,626.7	20,657.4	16,315.2	21,025.5	18,794.9
	204,058.9	240,601.7	214,356.8	256,559.8	269,357.2

SUMMARIES ARE UPDATED WITH STATES TRIP TICKET LANDINGS

*. * Data is not Available

INTERNET ACCESSIBLE

<https://www.fisheries.noaa.gov/national/commercial-fishing/fishery-market-news>

Section I Landing Summaries are preliminary

Section II Ex-vessel Prices: Average of brown, pink, rock and white headless shrimp.

Section III US Trade in Fishery Products, <https://www.fisheries.noaa.gov/foss/>

Jade B. Chau
NOAA Fisheries
Southeast Fisheries Science Center
Fisheries Statistic Division
Jade.Chau@noaa.gov

SHRIMP STATISTICS, March - 2021

I. Landings, (all species, headless, thousands of pounds):

	FL(WC)	AL	MS*	LA	TX*	Total
March						
2021	568.8	501.9	13.5	511.7	1,685.8	3,281.7
2020	548.4	495.3	15.3	649.1	1,750.3	3,458.3
2019	382.6	304.5	2.0	488.8	1,531.5	2,709.5
2018	1,209.5	1,365.8	25.0	505.6	1,088.3	4,194.2
2017	820.1	735.3	31.0	1,210.9	1,583.3	4,380.7
January - March						
2021	1,763.2	1,878.7	128.7	5,179.5	4,001.7	12,951.8
2020	1,786.1	1,574.8	137.1	3,306.9	4,076.4	10,881.3
2019	1,428.6	1,731.3	197.0	2,755.7	3,587.9	9,700.5
2018	3,228.9	3,154.4	117.7	2,318.5	3,177.4	11,996.9
2017	1,983.6	2,153.1	347.3	4,880.9	3,884.8	13,249.6

II. Ex-vessel price, (Average dollars per pound, headless)

March	2017	2018	2019	2020	2021
EASTERN GULF (Florida west coast ports)					
UN/15	9.05	*.*	*.*	*.*	8.83
16/20	4.88	6.7			
21/25	4.07	4.0	4.0	4.6	5.42
26/30	2.77	4.2			
31/35	3.39	2.8	3.5	3.4	4.1
36/40	2.97	2.6	3.5	3.4	3.3
41/50	2.72	2.3	4.1	4.2	2.7
NORTHERN GULF (Alabama, Louisiana, & Mississippi)					
UN/15	8.01	6.78	7.94	7.73	7.87
16/20	5.08	5.21	4.73	4.54	4.81
21/25	4.19	3.85	4.03	3.64	4.19
26/30	4.56	3.47	3.84	3.75	3.89
31/35	3.06	2.82	2.87	2.96	3.46
36/40	2.77	2.50	2.94	2.71	2.94
41/50	2.52	2.25	2.97	2.96	2.98
WESTERN GULF (Texas ports)					
UN/15	8.39	8.27	8.77	8.02	7.42
16/20	5.63	5.11	4.97	4.59	5.33
21/25	4.73	4.32	4.08	4.03	4.54
26/30	4.20	3.92	3.77	3.72	4.00
31/35	3.74	3.56	3.47	3.45	3.51
36/40	3.05	2.86	3.16	2.91	2.40
41/50	3.03	2.86	2.78	3.47	3.08

III. U.S. shrimp imports by type of preparation, (thousands of pounds):

March	2017	2018	2019	2020	2021
Shell-on, headless	32,872.8	35,414.2	36,113.0	29,114.7	44,283.8
Peeled	51,464.9	59,474.8	64,524.6	67,043.9	68,079.9
Canned	394.5	361.5	775.9	17,371.0	21,530.2
Breaded	5,336.3	6,092.3	6,017.4	268.9	29,363.8
	90,068.6	101,342.9	107,430.8	113,798.6	163,257.7

January - March	2017	2018	2019	2020	2021
Shell-on, headless	106,533.7	113,071.2	106,873.1	166,378.8	170,932.6
Peeled	163,680.9	201,149.4	191,259.4	253,855.3	276,000.5
Canned	950.0	974.2	1,324.7	62,651.0	93,128.0
Breaded	22,962.9	26,749.7	22,332.5	1,562.7	1,604.6
	294,127.5	341,944.6	321,789.7	484,447.9	541,665.7

SUMMARIES ARE UPDATED WITH STATES TRIP TICKET LANDINGS

. Data is not Available

INTERNET ACCESSIBLE

<https://www.fisheries.noaa.gov/national/commercial-fishing/fishery-market-news>

Section I Landing Summaries are preliminary

Section II Ex-vessel Prices:Average of brown, pink, rock and white headless shr

Section III US Trade in Fishery Products, <https://www.fisheries.noaa.gov/foss/>

Jade B. Chau
NOAA Fisheries
Southeast Fisheries Science Center
Fisheries Statistic Division
Jade.Chau@noaa.gov

SHRIMP STATISTICS, April - 2021

I. Landings, (all species, headless, thousands of pounds):

	FL (W.C.)	AL	MS*	LA	TX*	Total
April						
2021	665.4	487.2	1.6	655.0	1,075.9	2,885.1
2020	534.8	329.9	1.7	731.8	1,611.3	3,209.4
2019	643.9	542.6	15.0	683.3	1,681.2	3,565.9
2018	774.8	662.1	82.0	2,781.4	1,591.1	5,891.4
2017	815.3	722.9	33.4	3,521.0	1,975.9	7,068.5
January - April						
2021	2,428.6	2,366.0	130.4	5,834.4	5,077.6	15,837.0
2020	2,321.0	1,904.7	138.8	4,038.6	5,687.6	14,090.7
2019	2,072.5	2,273.9	212.0	3,439.0	5,269.1	13,266.4
2018	4,003.7	3,816.5	199.7	5,099.9	4,768.5	17,888.3
2017	2,798.9	2,875.9	380.7	8,401.9	5,860.7	20,318.1

II. Ex-vessel price, (Average dollars per pound, headless)

April	2017	2018	2019	2020	2021
EASTERN GULF (Florida west coast ports)					
UN/15	*.*	*.*	*.*	*.*	*.*
15/20	5.58	6.8	3.00	3.5	4.0
21/25	3.80	4.1	3.82	4.0	5.1
26/30	2.60	3.5	2.43		2.4
31/35	3.34	2.9	3.79	3.2	4.0
36/40	2.89	2.7	4.4	2.7	3.4
41/50	2.73	2.9	3.8	4.1	2.6
NORTHERN GULF (Alabama, Louisiana, & Mississippi)					
UN/15	5.91	8.26	7.58	7.20	8.49
15/20	4.60	4.76	4.52	4.20	5.40
21/25	3.70	4.06	3.77	3.63	4.28
26/30	4.11	3.50	3.85	3.52	4.26
31/35	3.01	3.14	2.99	3.37	3.68
36/40	2.97	2.72	2.91	3.18	2.80
41/50	2.74	2.35	10.31	3.27	2.72
WESTERN GULF (Texas ports)					
UN/15	8.16	8.35	8.55	5.75	7.61
15/20	5.18	4.57	4.64	3.37	4.95
21/25	4.33	4.01	3.99	3.04	4.48
26/30	3.32	3.51	3.70	2.97	3.72
31/35	3.03	3.11	3.18	2.95	3.13
36/40	2.93	2.29	2.79	2.50	2.63
41/50	3.29	3.07	3.48	2.60	2.83

III. U.S. shrimp imports by type of preparation, (thousands of pounds):

April	2017	2018	2019	2020	2021
Shell-on, headless	35,160.8	32,597.3	35,193.8	29,114.7	44,283.8
Peeled & Peeled Others	57,995.9	66,827.9	64,672.3	74,006.9	79,623.1
Canned	207.2	238.0	286.5	268.9	335.0
Breaded	7,337.6	5,226.1	6,996.0	10,408.0	43,086.9
	100,701.5	104,889.4	107,148.6	113,798.6	167,328.8

January - April	2017	2018	2019	2020	2021
Shell-on, headless	141,694.4	145,668.5	142,066.9	166,378.8	170,932.6
Peeled & Peeled Others	221,676.8	267,979.6	255,931.6	276,399.5	329,638.7
Canned	1,157.2	1,212.3	1,611.2	1,562.7	1,604.6
Breaded	30,300.6	31,975.7	29,328.6	40,106.9	39,489.7
	394,829.0	446,836.1	428,938.4	484,447.9	541,665.7

SUMMARIES ARE UPDATED WITH STATES TRIP TICKET LANDINGS

*. * Data is not Available

INTERNET ACCESSIBLE

<https://www.fisheries.noaa.gov/national/commercial-fishing/fishery-market-news>

Section I Landing Summaries are preliminary

Section II Ex-vessel Prices: Average of brown, pink, rock and white headless shrimps

Section III US Trade in Fishery Products, <https://www.fisheries.noaa.gov/foss/>

Jade B. Chau
 NOAA Fisheries
 Southeast Fisheries Science Center
 Fisheries Statistic Division
Jade.Chau@noaa.gov

SHRIMP STATISTICS, MAY - 2021

I. Landings, (all species, headless, thousands of pounds):

	FL (W.C.)	AL	MS*	LA	TX*	Total
May						
2021	414.4	837.9	104.9	4,232.4	2,740.3	8,329.8
2020	437.7	843.5	66.5	3,685.6	2,641.7	7,675.0
2019	682.0	907.0	370.8	6,942.7	2,795.2	11,697.8
2018	840.6	1,423.1	480.9	14,068.0	3,346.8	20,159.5
2017	878.2	1,360.8	917.5	10,910.0	3,696.3	17,762.7
January - May						
2021	2,843.0	3,203.8	235.2	10,066.8	7,817.9	24,166.8
2020	2,758.7	2,748.2	205.3	7,724.2	8,329.3	21,765.7
2019	2,754.5	3,180.9	582.8	10,381.7	8,064.3	24,964.2
2018	4,844.4	5,239.6	680.6	19,167.9	8,115.4	38,047.8
2017	3,677.1	4,236.7	1,298.2	19,311.9	9,556.9	38,080.8

II. Ex-vessel price, (Average dollars per pound, headless)

May	2017	2018	2019	2020	2021
EASTERN GULF (Florida west coast ports)					
UN/15	*.*	*.*	*.*	*.*	6.00
15/20	6.90	4.36	*.*	*.*	5.00
21/25	4.17	3.92	3.96	4.00	5.09
26/30	3.09	2.70	*.*	2.50	*.*
31/35	2.94	3.25	3.16	3.43	4.25
36/40	2.58	2.66	3.21	2.92	3.55
41/50	2.68	3.80	*.*	*.*	2.82
NORTHERN GULF (Alabama, Louisiana, & Mississippi)					
UN/15	6.61	5.52	7.75	5.37	7.46
15/20	4.31	4.42	4.40	4.19	4.64
21/25	3.53	3.73	3.16	3.49	3.69
26/30	3.97	3.19	3.47	3.22	3.58
31/35	2.68	2.69	2.61	3.17	3.09
36/40	2.80	2.74	2.86	3.11	2.79
41/50	3.09	2.82	2.80	2.80	2.67
WESTERN GULF (Texas ports)					
UN/15	8.15	8.69	8.52	6.31	7.52
15/20	4.97	4.61	4.46	3.54	5.30
21/25	4.40	3.60	3.93	3.00	4.50
26/30	3.13	3.37	3.49	2.98	3.31
31/35	3.85	3.31	3.01	3.04	3.29
36/40	4.09	2.85	2.80	3.68	2.66
41/50	3.74	2.77	3.29	3.44	3.32

III. U.S. shrimp imports by type of preparation, (thousands of pounds):

May	2017	2018	2019	2020	2021
Shell-on, headless	39,145.9	35,187.2	38,334.8	28,356.5	53,442.1
Peeled	70,363.4	68,582.4	69,415.6	45,976.6	109,782.6
Canned	227.0	229.2	551.0	357.1	352.7
Breaded	8,298.7	7,474.3	9,793.1	8,708.6	13,469.6
	118,035	111,473	118,094	83,399	177,047

January - May	2017	2018	2019	2020	2021
Shell-on, headless	180,727.9	180,855.7	180,401.7	194,667.0	224,374.7
Peeled	291,987.3	336,562.0	325,345.0	322,206.3	439,423.5
Canned	1,384.2	1,439.3	2,162.3	1,919.8	1,957.3
Breaded	38,667.6	39,450.1	39,121.6	48,859.6	52,959.4
	512,767	558,307	547,031	567,653	718,715

SUMMARIES ARE UPDATED WITH STATES TRIP TICKET LANDINGS

. Data is not Available

INTERNET ACCESSIBLE

<https://www.fisheries.noaa.gov/national/commercial-fishing/fishery-market-news>

Section I Landing Summaries are preliminary

Section II Ex-vessel Prices: Average of brown, pink, rock and white headless shrimp

Section III US Trade in Fishery Products, <https://www.fisheries.noaa.gov/foss/>

Jade B. Chau
NOAA Fisheries
Southeast Fisheries Science Center
Fisheries Statistic Division
Jade.Chou@noaa.gov

SHRIMP STATISTICS, JUNE - 2021

I. Landings, (all species, headless, thousands of pounds):

	FL (W.C.)	AL	MS*	LA	TX*	Total
June						
2021	700.5	1,853.0	670.4	7,605.7	3,198.4	14,027.9
2020	795.8	1,735.9	569.2	5,138.0	2,881.4	11,120.3
2019	551.8	1,852.6	717.5	9,147.3	2,905.6	15,174.8
2018	497.3	2,368.3	1,256.5	8,226.7	2,663.7	15,012.4
2017	569.5	2,101.7	1,906.9	7,743.7	3,683.7	16,005.5
January - June						
2021	3,543.5	5,056.8	905.6	17,672.5	11,016.3	38,194.7
2020	3,554.5	4,484.2	774.4	12,862.2	11,210.7	32,886.0
2019	3,306.2	5,033.5	1,300.3	19,529.0	10,969.9	40,139.0
2018	5,341.6	7,607.9	1,937.0	27,394.6	10,779.1	53,060.3
2018	4,246.6	6,338.4	3,205.0	27,055.5	13,240.7	54,086.3

II. Ex-vessel price, (Average dollars per pound, headless)

June	2017	2018	2019	2020	2021
EASTERN GULF (Florida west coast ports)					
UN/15	7.35	6.40	*.*	*.*	6.00
15/20	6.31	4.48	*.*	*.*	
21/25	4.26	3.82	4.06	3.81	5.11
26/30	3.49	2.31	*.*		3.75
31/35	3.02	3.53	3.11	*.*	*.*
36/40	2.49	2.91	*.*	2.78	3.45
41/50	2.60	*.*	*.*	*.*	2.55
NORTHERN GULF (Alabama, Louisiana, & Mississippi)					
UN/15	6.38	6.63	8.54	6.10	6.2
15/20	4.34	4.26	4.22	3.89	5.01
21/25	3.54	3.42	3.17	3.38	3.96
26/30	4.04	3.43	3.29	3.07	3.73
31/35	2.88	3.44	2.57	3.35	3.41
36/40	3.24	3.11	2.82	3.24	2.71
41/50	3.02	2.68	2.56	2.88	2.74
WESTERN GULF (Texas ports)					
UN/15	8.30	8.76	8.52	6.96	8.39
15/20	4.39	4.60	4.74	3.99	5.38
21/25	3.47	3.48	4.08	3.40	4.43
26/30	3.43	3.39	3.34	2.98	3.48
31/35	3.91	3.43	2.98	3.03	3.37
36/40	4.07	2.84	2.62	3.68	2.67
41/50	3.79	2.56	3.49	3.61	3.19

III. U.S. shrimp imports by type of preparation, (thousands of pounds):

June	2017	2018	2019	2020	2021
Shell-on, headless	40,186.2	33,408.5	37,827.8	44,365.3	57,561.6
Peeled	67,998.3	66,905.1	68,633.1	58,915.0	98,719.9
Canned	240.3	262.3	544.4	182.9	427.6
Breaded	9,264.1	8,034.2	8,653.5	8,860.7	11,311.7
	117,689	108,610	115,659	112,324	168,021

January - June	2017	2018	2019	2020	2021
Shell-on, headless	220,914.1	214,226.7	218,154.5	239,034.5	281,936.3
Peeled	359,979.0	403,332.6	393,861.4	381,121.3	538,143.5
Canned	1,626.7	1,703.8	2,708.9	2,102.8	2,384.9
Breaded	47,931.7	47,482.0	47,775.2	57,720.3	64,271.1
	630,451	666,745	662,500	679,979	886,736

SUMMARIES ARE UPDATED WITH STATES TRIP TICKET LANDINGS

. Data is not Available

INTERNET ACCESSIBLE

<https://www.fisheries.noaa.gov/national/commercial-fishing/fishery-market-news>

Section I Landing Summaries are preliminary

Section II Ex-vessel Prices: Average of brown, pink, rock and white headless shrimp

Section III US Trade in Fishery Products, <https://www.fisheries.noaa.gov/foss/>

Jade B. Chau
NOAA Fisheries
Southeast Fisheries Science Center
Fisheries Statistic Division
Jade.Chau@noaa.gov

SHRIMP STATISTICS, JULY - 2021

I. Landings, (all species, headless, thousands of pounds):

	FL (W.C.)	AL	MS*	LA	TX*	Total
July						
2021	290.1	1,807.8	487.3	2,542.5	3,941.5	9,069.2
2020	866.5	1,968.4	639.8	3,517.9	4,824.5	11,817.1
2019	533.3	1,254.3	523.8	2,719.4	3,695.0	8,725.8
2018	404.1	1,653.8	767.5	2,307.0	4,420.7	9,553.1
2017	428.0	1,613.3	1,276.5	4,250.8	5,133.3	12,702.1
January - July						
2021	3,833.6	6,864.6	1,392.9	20,215.0	14,957.8	47,263.9
2020	4,421.0	6,452.6	1,414.2	16,380.2	16,035.2	44,703.2
2019	3,839.6	6,287.7	1,824.1	22,248.4	14,664.9	48,864.8
2018	5,745.7	9,261.7	2,704.5	29,701.6	15,199.8	62,613.4
2017	4,674.6	7,951.7	4,481.6	31,306.4	18,374.0	66,788.3

II. Ex-vessel price, (Average dollars per pound, headless)

July	2017	2018	2019	2020	2021
EASTERN GULF (Florida west coast ports)					
UN/15	6.41	5.2	*.*	*.*	*.*
15/20	6.00	*.*	*.*	*.*	*.*
21/25	4.26	*.*	3.90	4.11	5.12
26/30	2.84	4.20	*.*	*.*	3.75
31/35	2.92	3.42	3.42	3.78	*.*
36/40	2.87	2.88	*.*	2.71	3.22
41/50	2.76	*.*	*.*	*.*	2.55
NORTHERN GULF (Alabama, Louisiana, & Mississippi)					
UN/15	5.00	6.43	6.76	5.32	6.29
15/20	4.22	4.44	3.97	3.64	4.87
21/25	3.58	3.64	3.44	3.23	4.28
26/30	3.82	3.62	3.22	2.96	3.66
31/35	3.03	3.27	2.81	3.14	3.51
36/40	2.94	2.69	2.91	2.93	2.92
41/50	2.92	2.68	2.76	2.99	2.50
WESTERN GULF (Texas ports)					
UN/15	7.94	8.44	9.00	7.20	9.03
15/20	4.65	4.71	4.72	4.80	5.93
21/25	4.06	3.97	4.40	4.24	5.47
26/30	4.01	3.75	3.55	3.70	4.76
31/35	4.03	3.34	3.26	3.50	4.04
36/40	4.05	3.20	2.93	3.65	2.86
41/50	3.65	2.81	2.75	3.22	3.63

III. U.S. shrimp imports by type of preparation, (thousands of pounds):

July	2017	2018	2019	2020	2021
Shell-on, headless	46,745.8	41,323.6	46,472.5	59,565.2	51,588.4
Peeled	78,188.2	73,436.0	74,776.1	80,689.9	101,752.8
Canned	376.9	277.7	275.5	553.2	529.0
Breaded	9,182.5	8,025.3	11,536.6	9,294.9	13,888.4
	134,493.4	123,062.7	133,060.7	150,103.3	167,758.6

January - July	2017	2018	2019	2020	2021
Shell-on, headless	267,660.0	255,548.1	264,629.2	298,597.6	333,524.7
Peeled	438,171.6	476,768.6	468,635.3	461,811.2	639,898.5
Canned	2,003.6	1,979.3	2,984.4	2,656.0	2,913.9
Breaded	57,114.2	55,507.4	59,309.5	67,015.3	78,159.5
	764,949.3	789,803.4	795,558.5	830,080.0	1,054,496.6

SUMMARIES ARE UPDATED WITH STATES TRIP TICKET LANDINGS

. Data is not Available

INTERNET ACCESSIBLE

<https://www.fisheries.noaa.gov/national/commercial-fishing/fishery-market-news>

Section I Landing Summaries are preliminary

Section II Ex-vessel Prices: Average of brown, pink, rock and white headless shrimp

Section III US Trade in Fishery Products, <https://www.fisheries.noaa.gov/foss/>

Jade B. Chau
NOAA Fisheries
Southeast Fisheries Science Center
Fisheries Statistic Division
Jade.Chau@noaa.gov

SHRIMP STATISTICS, AUGUST - 2021

I. Landings, (all species, headless, thousands of pounds):

	FL (W.C.)	AL	MS*	LA	TX*	Total
August						
2021	522.6	2,791.7	549.2	5,745.6	10,512.2	20,121.4
2020	577.2	3,493.1	907.2	5,530.4	7,387.9	17,895.8
2019	430.2	2,155.7	1,077.0	8,231.2	9,127.7	21,021.9
2018	486.1	2,800.9	989.4	5,747.5	11,428.4	21,452.3
2017	419.2	1,603.2	707.8	6,003.5	11,910.4	20,644.1
January - August						
2021	4,356.2	9,656.3	1,942.1	25,960.6	25,470.1	67,385.3
2020	4,998.2	9,945.7	2,321.4	21,910.5	23,423.1	62,598.9
2019	4,269.8	8,443.5	2,901.1	30,479.7	23,792.6	69,886.6
2018	6,231.8	12,062.6	3,693.9	35,449.2	26,628.2	84,065.7
2017	5,093.9	9,554.9	5,189.4	37,309.8	30,284.4	87,432.4

II. Ex-vessel price, (Average dollars per pound, headless)

August	2017	2018	2019	2020	2021
EASTERN GULF (Florida west coast ports)					
UN/15	6.63	11.00	*.*	*.*	*.*
15/20	7.30	4.92	*.*	*.*	*.*
21/25	4.00	3.84	4.19	4.00	5.55
26/30	2.50	*.*	*.*	*.*	*.*
31/35	2.85	3.41	3.46	3.24	4.23
36/40	2.98	2.63	2.72	2.95	3.60
41/50	2.68	*.*	*.*	*.*	2.64
NORTHERN GULF (Alabama, Louisiana, & Mississippi)					
UN/15	7.30	6.56	8.13	7.67	8.09
15/20	4.02	4.30	4.27	3.70	5.01
21/25	3.51	3.38	3.15	2.99	4.25
26/30	3.82	3.47	3.65	3.08	4.55
31/35	2.74	3.20	2.51	2.80	3.35
36/40	2.93	2.93	2.71	2.78	2.83
41/50	2.88	2.81	2.94	2.85	2.46
WESTERN GULF (Texas ports)					
UN/15	6.67	8.28	8.64	6.73	9.95
15/20	4.69	4.90	4.75	4.90	6.98
21/25	3.82	3.78	4.28	4.08	5.91
26/30	3.77	3.64	3.79	3.58	4.51
31/35	3.63	3.19	3.48	3.32	3.97
36/40	3.51	2.97	2.93	3.32	2.87
41/50	3.19	2.74	2.86	2.95	3.12

III. U.S. shrimp imports by type of preparation, (thousands of pounds):

August	2017	2018	2019	2020	2021
Shell-on, headless	47,944.9	55,055.5	57,874.6	71,730.0	58,835.6
Peeled	78,787.7	80,608.3	85,279.0	99,980.7	123,078.1
Canned	339.4	352.7	584.1	504.8	573.1
Breaded	9,409.6	11,307.3	10,886.3	9,070.1	14,221.2
	136,481.6	147,323.9	154,624.0	181,285.5	196,708.1

January - August	2017	2018	2019	2020	2021
Shell-on, headless	315,604.9	310,601.4	322,503.9	370,329.7	392,360.3
Peeled	516,959.3	557,372.6	553,916.4	561,794.1	762,974.4
Canned	2,343.0	2,332.0	3,568.5	3,160.8	3,487.0
Breaded	66,523.8	66,814.7	70,198.1	76,085.4	92,378.5
	901,430.9	937,120.7	950,186.9	1,011,370.0	1,251,200.2

SUMMARIES ARE UPDATED WITH STATES TRIP TICKET LANDINGS

*. * Data is not Available

INTERNET ACCESSIBLE

<https://www.fisheries.noaa.gov/national/commercial-fishing/fishery-market-news>

Section I Landing Summaries are preliminary

Section II Ex-vessel Prices: Average of brown, pink, rock and white headless shrimp.

Section III US Trade in Fishery Products, <https://www.fisheries.noaa.gov/foss/>

Jade B. Chau
 NOAA Fisheries
 Southeast Fisheries Science Center
 Fisheries Statistic Division
Jade.Chau@noaa.gov

I. Landings, (all species, headless, thousands of pounds):

	FL (W.C.)	AL	MS*	LA	TX*	Total
September						
2021	612.6	1,613.2	429.3	2,654.8	4,072.6	9,382.5
2020	439.4	1,559.4	489.8	4,990.5	3,799.4	11,278.5
2019	358.3	1,146.2	416.4	4,465.9	4,713.5	11,100.2
2018	407.7	1,960.3	713.3	5,551.5	5,946.6	14,579.3
2017	255.9	5.6	479.6	5,016.3	4,520.1	10,277.6
January - September						
2021	4,968.8	11,269.5	2,371.4	28,615.4	29,542.7	76,767.8
2020	5,437.6	11,505.0	2,811.2	26,901.0	27,222.5	73,877.4
2019	4,628.1	10,733.2	3,986.3	43,168.6	32,884.8	95,401.0
2018	6,639.5	14,022.9	4,407.2	41,000.7	32,574.7	98,645.0
2017	5,349.7	9,560.5	5,669.0	42,326.2	34,804.5	97,710.0

II. Ex-vessel price, (Average dollars per pound, headless)

September	2017	2018	2019	2020	2021
EASTERN GULF (Florida west coast ports)					
UN/15	7.51	*.*	*.*	*.*	*.*
15/20	6.12	6.84	*.*	*.*	*.*
21/25	4.09	*.*	4.12	4.11	5.68
26/30	*.*	*.*	*.*	*.*	*.*
31/35	2.82	4.14	3.36	3.67	4.14
36/40	2.78	2.70	2.85	2.71	3.42
41/50	2.69	*.*	*.*	*.*	2.53
NORTHERN GULF (Alabama, Louisiana, & Mississippi)					
UN/15	6.00	6.32	8.79	5.36	9.46
15/20	4.07	4.50	4.04	3.86	5.44
21/25	3.34	3.17	3.08	3.10	4.24
26/30	3.66	3.04	3.65	2.94	3.81
31/35	2.80	2.78	2.53	2.78	3.40
36/40	2.93	3.01	3.07	2.99	2.72
41/50	2.77	2.93	2.84	2.94	2.38
WESTERN GULF (Texas ports)					
UN/15	7.14	8.63	8.86	6.90	9.06
15/20	4.81	4.88	4.81	4.95	7.78
21/25	3.91	3.53	3.92	3.99	5.45
26/30	3.68	3.51	4.00	3.59	4.45
31/35	3.30	3.48	3.43	3.34	3.99
36/40	3.01	2.79	3.21	3.40	2.80
41/50	3.10	3.02	2.94	2.87	3.14

III. U.S. shrimp imports by type of preparation, (thousands of pounds):

September	2017	2018	2019	2020	2021
Shell-on, headless	48,656.8	51,610.4	52,445.8	66,682.5	48,831.0
Peeled	76,244.1	78,527.6	77,280.1	89,654.2	103,011.4
Canned	165.3	328.4	639.2	597.3	94.8
Breaded	10,139.1	11,651.2	10,121.5	8,153.2	11,014.2
	135,205.4	142,117.6	140,486.5	165,087.2	162,951.3

January - September	2017	2018	2019	2020	2021
Shell-on, headless	364,259.5	362,211.8	374,949.7	437,012.2	441,191.3
Peeled	593,203.4	635,902.4	631,198.7	651,443.9	865,990.2
Canned	2,508.3	2,660.4	4,207.7	3,758.1	3,579.6
Breaded	76,662.9	78,465.9	80,319.6	84,240.8	103,394.9
	1,036,634.1	1,079,240.5	1,090,675.7	1,176,455.0	1,414,156.0

SUMMARIES ARE UPDATED WITH STATES TRIP TICKET LANDINGS

. Data is not Available

INTERNET ACCESSIBLE

<https://www.fisheries.noaa.gov/national/commercial-fishing/fishery-market-news>

Section I Landing Summaries are preliminary

Section II Ex-vessel Prices: Average of brown, pink, rock and white headless shrimp.

Section III US Trade in Fishery Products, <https://www.fisheries.noaa.gov/foss/>

Jade B. Chau
 NOAA Fisheries
 Southeast Fisheries Science Center
 Fisheries Statistic Division
Jade.Chau@noaa.gov

I. Landings, (all species, headless, thousands of pounds):

	FL (W.C.)	AL	MS*	LA	TX*	Total
October						
2021	399.5	1,741.3	538.5	7,888.8	5,648.1	16,216.0
2020	448.3	1,633.1	311.7	5,570.7	3,579.6	11,543.5
2019	471.3	1,143.6	668.8	8,223.0	4,378.8	14,885.5
2018	382.8	1,481.4	639.6	6,841.0	6,156.8	15,501.5
2017	576.3	776.3	383.2	6,826.9	6,641.4	15,204.2
January - October						
2021	5,368.3	13,010.8	2,909.8	36,504.2	35,190.7	92,983.8
2020	5,885.9	13,138.1	3,122.9	32,471.8	30,802.2	85,420.9
2019	5,099.4	10,733.2	3,986.3	43,168.6	32,884.8	95,872.3
2018	7,022.3	15,504.2	5,046.8	47,841.7	38,731.5	114,146.6
2017	5,926.0	10,336.9	6,052.3	49,153.1	41,446.0	112,914.2

II. Ex-vessel price, (Average dollars per pound, headless)

October	2017	2018	2019	2020	2021
EASTERN GULF (Florida west coast ports)					
00/15	7.65	*.*	*.*	*.*	*.*
15/20	6.19	7.03	*.*		
21/25	*.*	*.*	4.08	4.44	5.27
26/30	3.90	4.20			
31/35	2.68	3.38	3.39	3.50	4.03
36/40	2.85	2.58	2.82	3.16	3.47
41/50	2.74	*.*	*.*	3.15	2.53
NORTHERN GULF (Alabama, Louisiana, & Mississippi)					
00/15	6.51	7.37	6.11	6.15	8.75
15/20	4.34	4.44	4.21	4.33	5.41
21/25	3.63	3.35	3.32	3.29	4.17
26/30	3.78	3.68	3.26	3.35	3.89
31/35	2.84	2.78	2.56	2.96	3.21
36/40	2.64	3.04	2.80	3.00	2.62
41/50	2.47	2.88	2.75	2.93	2.41
WESTERN GULF (Texas ports)					
00/15	7.29	8.66	9.05	7.20	9.26
15/20	4.73	4.68	5.05	5.04	6.82
21/25	3.68	3.44	4.17	4.18	4.95
26/30	3.73	3.50	4.14	3.87	4.36
31/35	3.29	3.35	3.72	3.51	3.80
36/40	2.79	3.57	3.37	3.60	2.64
41/50	3.07	2.78	3.18	3.01	3.09

III. U.S. shrimp imports by type of preparation, (thousands of pounds):

October	2017	2018	2019	2020	2021
Shell-on, headless	58,357.3	59,950.9	62,044.9	63,598.8	54,195.9
Peeled	83,323.9	94,873.7	89,857.0	99,451.7	121,186.9
Canned	328.4	354.9	987.5	374.7	639.2
Breaded	9,561.6	9,453.6	11,115.6	9,610.1	11,928.9
	151,571.3	164,633.1	164,004.9	173,035.4	187,950.9

January - October	2017	2018	2019	2020	2021
Shell-on, headless	422,614.6	422,165.0	436,992.4	500,611.0	495,389.4
Peeled	676,527.2	730,778.2	721,055.7	750,897.8	987,177.1
Canned	2,836.8	3,017.5	5,195.2	4,132.8	4,218.8
Breaded	86,222.3	87,919.5	91,435.2	93,850.9	115,323.9
	1,188,200.9	1,243,880.2	1,254,678.4	1,349,492.6	1,602,109.1

SUMMARIES ARE UPDATED WITH STATES TRIP TICKET LANDINGS

*. * Data is not Available

INTERNET ACCESSIBLE

<https://www.fisheries.noaa.gov/national/commercial-fishing/fishery-market-news>

Section I Landing Summaries are preliminary

Section II Ex-vessel Prices: Average of brown, pink, rock and white headless shrimp.

Section III US Trade in Fishery Products, <https://www.fisheries.noaa.gov/foss/>

Jade B. Chau
NOAA Fisheries
Southeast Fisheries Science Center
Fisheries Statistic Division
Jade.Chau@noaa.gov

SHRIMP STATISTICS, NOVEMBER - 2021

I. Landings, (all species, headless, thousands of pounds):

	FL (W.C.)	AL	MS*	LA	TX*	Total
November						
2021	483.1	1,217.8	376.2	5,788.5	2,881.7	10,747.4
2020	329.5	1,145.1	444.6	4,523.1	2,705.7	9,147.9
2019	389.7	1,052.0	498.2	6,314.6	2,243.0	10,497.5
2018	509.6	1,103.7	828.2	6,805.6	3,287.1	12,534.3
2017	1,262.3	1,184.9	363.1	6,623.7	4,102.9	13,536.9
January - November						
2021	5,851.4	14,228.6	3,286.1	42,292.7	38,072.5	103,731.2
2020	6,215.4	14,283.2	3,567.5	36,994.9	33,507.8	94,568.9
2019	5,489.1	11,785.3	4,484.5	49,483.2	35,127.8	106,369.8
2018	7,531.9	16,608.0	5,874.9	54,647.3	42,018.7	126,680.8
2017	7,188.3	11,521.8	6,415.4	55,776.7	45,548.8	126,451.0

II. Ex-vessel price, (Average dollars per pound, headless from all species)

November	2017	2018	2019	2020	2021
EASTERN GULF (Florida west coast ports)					
00/15	*.*	7.60	*.*	*.*	*.*
15/20	8.20	6.54	*.*	*.*	*.*
21/25	3.82	*.*	4.37	4.32	5.31
26/30	*.*	4.05	*.*	*.*	*.*
31/35	2.76	*.*	3.50	3.42	3.99
36/40	2.15	3.92	3.31	2.90	3.46
41/50	*.*	*.*	*.*	*.*	2.59
NORTHERN GULF (Alabama, Louisiana, & Mississippi)					
00/15	6.06	7.10	7.36	6.34	6.83
15/20	4.37	4.42	4.32	4.20	4.83
21/25	3.70	3.43	3.47	3.42	4.11
26/30	3.74	3.45	3.56	3.41	3.65
31/35	2.94	2.71	2.69	3.06	3.04
36/40	2.74	2.92	2.78	2.88	2.71
41/50	2.32	2.87	2.80	2.75	2.51
WESTERN GULF (Texas ports)					
00/15	7.53	8.34	9.05	7.18	9.95
15/20	4.64	4.59	4.99	5.00	6.12
21/25	3.85	3.76	4.32	4.18	5.17
26/30	3.81	3.67	4.26	4.11	4.53
31/35	3.59	3.48	3.89	3.45	3.92
36/40	2.72	2.74	3.12	3.34	2.86
41/50	2.98	3.24	3.39	3.17	3.13

III. U.S. shrimp imports by type of preparation, (thousands of pounds):

November	2017	2018	2019	2020	2021
Shell-on, headless	55,026.9	55,696.9	58,890.7	50,382.7	55,941.6
Peeled	78,604.8	82,942.5	80,923.5	88,391.2	107,752.6
Canned	372.5	385.7	551.0	385.7	588.5
Breaded	9,810.7	12,294.8	8,642.5	8,909.2	9,281.7
	143,814.8	151,320.0	149,007.8	148,068.9	173,564.4

January - November	2017	2018	2019	2020	2021
Shell-on, headless	477,641.5	477,861.9	495,883.1	550,995.9	551,330.9
Peeled	755,134.2	813,718.6	801,979.2	839,293.4	1,094,929.7
Canned	3,209.3	3,403.2	5,746.2	4,518.5	4,807.3
Breaded	96,035.3	100,214.3	100,077.7	102,760.1	124,605.6
	1,332,020.2	1,395,198.0	1,403,686.2	1,497,568.0	1,775,673.5

SUMMARIES ARE UPDATED WITH STATES TRIP TICKET LANDINGS

*. * Data is not Available

INTERNET ACCESSIBLE

<https://www.fisheries.noaa.gov/national/commercial-fishing/fishery-market-news>

Section I Landing Summaries are preliminary

Section II Ex-vessel Prices: Average of brown, pink, rock and white headless shrimp.

Section III US Trade in Fishery Products, <https://www.fisheries.noaa.gov/foss/>

Jade B. Chau
NOAA Fisheries
Southeast Fisheries Science Center
Fisheries Statistic Division
Jade.Chau@noaa.gov

I. Landings, (all species, headless, thousands of pounds):

	FL (W.C.)	AL	MS	LA	TX	Total
December						
2021	594.4	1,351.8	153.6	3,760.7	2,669.7	8,530.2
2020	506.0	1,685.9	396.2	5,175.4	3,057.2	10,820.6
2019	584.1	1,169.2	320.5	3,719.3	2,529.0	8,322.1
2018	574.7	1,271.6	474.3	2,793.6	3,161.3	8,275.6
2017	1,357.4	1,827.4	308.8	4,166.2	3,435.0	11,094.7
January - December						
2021	6,445.7	15,580.4	3,439.6	46,053.4	40,742.2	112,261.4
2020	6,721.4	15,969.1	3,963.8	42,170.2	36,565.0	105,389.5
2019	6,073.1	12,954.4	4,805.0	53,202.5	37,656.8	114,691.9
2018	8,106.7	17,879.6	6,349.2	57,440.9	45,180.0	134,956.4
2017	8,545.7	13,349.2	6,724.2	59,942.9	48,983.8	137,545.7

II. Ex-vessel price, (Average dollars per pound, headless)

December	2017	2018	2019	2020	2021
EASTERN GULF (Florida west coast ports)					
00/15	*.*	7.60	*.*	*.*	*.*
15/20	5.82	5.71	*.*	*.*	*.*
21/25	*.*	*.*	4.45	4.67	5.61
26/30	4.30	4.08	*.*	*.*	*.*
31/35	2.66	*.*	3.77	3.55	4.24
36/40	2.32	*.*	3.12	3.18	3.40
41/50	2.12	*.*	*.*	2.48	2.69
NORTHERN GULF (Alabama, Louisiana, & Mississippi)					
00/15	7.19	7.26	8.59	4.96	6.28
15/20	4.32	4.35	4.13	4.32	4.99
21/25	3.78	3.44	3.43	3.51	4.19
26/30	3.68	3.53	3.36	3.38	3.66
31/35	2.98	2.68	2.73	2.98	3.20
36/40	2.60	2.91	2.82	2.65	2.70
41/50	2.28	2.87	3.15	2.70	2.48
WESTERN GULF (Texas ports)					
00/15	7.86	8.36	9.28	7.20	10.02
15/20	5.23	4.74	5.53	5.16	7.12
21/25	4.28	3.91	4.93	4.40	5.80
26/30	4.09	3.79	4.75	4.10	5.05
31/35	4.04	3.48	4.26	3.46	4.13
36/40	3.07	2.61	3.51	3.34	2.68
41/50	3.15	2.58	3.44	3.22	3.37

III. U.S. shrimp imports by type of preparation, (thousands of pounds):

December	2017	2018	2019	2020	2021
Shell-on, headless	46,461.5	42,289.0	49,968.3	46,338.1	64,273.3
Peeled	76,482.1	79,404.9	73,334.6	90,392.6	116,844.7
Canned	372.5	782.5	727.4	235.8	487.1
Breaded	8,461.8	14,948.6	11,580.7	9,050.3	12,455.7
Total	131,777.9	137,425.0	135,610.9	146,016.8	194,060.9

January - December	2017	2018	2019	2020	2021
Shell-on, headless	524,103.0	520,150.9	545,849.2	597,334.0	615,604.3
Peeled	831,618.5	893,125.6	875,311.6	929,683.8	1,211,776.6
Canned	3,581.8	4,183.5	6,473.6	4,754.4	5,294.4
Breaded	104,497.0	115,163.0	111,656.1	111,810.4	137,059.1
Total	1,463,800.3	1,532,623.0	1,539,290.6	1,643,582.6	1,969,734.4

SUMMARIES ARE UPDATED WITH STATES TRIP TICKET LANDINGS

. Data is not Available

INTERNET ACCESSIBLE

<https://www.fisheries.noaa.gov/national/commercial-fishing/fishery-market-news>

Section I Landing Summaries are preliminary

Section II Ex-vessel Prices:Average of brown, pink, rock and white headless shrimp.

Section III US Trade in Fishery Products, <https://www.fisheries.noaa.gov/foss/>

Jade B. Chau
 NOAA Fisheries
 Southeast Fisheries Science Center
 Fisheries Statistic Division
Jade.Chau@noaa.gov

SHRIMP STATISTICS, JANUARY - 2022

I. Landings, (all species, headless, thousands of pounds):

GULF OF MEXICO

	FL W.C.	AL	MS	LA	TX	Total
January						
2022	621.7	487.3	73.7	3,886.8	1,063.1	6,132.7
2021	384.7	721.5	36.5	3,117.8	857.1	5,117.6
2020	488.2	699.2	120.9	1,789.5	911.7	4,009.5
2019	431.7	718.4	148.5	1,388.0	818.4	3,504.9
2018	1,166.0	707.9	*.*	1,321.2	867.1	4,062.3

SOUTH ATLANTIC

	FL E.C.	GA	SC	NC	Total
January					
2022	241.5	*.*	*.*	178.2	419.7
2021	300.4	72.7	128.1	1,175.3	1,676.5
2020	882.1	76.5	80.5	1,176.7	2,215.9
2019	316.9	46.2	79.7	356.3	799.1
2018	250.8	57.6	9.0	34.6	352.0

II. Ex-vessel price, (Average dollars per pound, headless, all species)

January	2018	2019	2020	2021	2022
GULF REGION (Florida W.C., Alabama, Louisiana, Mississippi & Texas)					
UN/15	8.97	8.37	8.25	7.05	9.83
15/20	5.59	5.40	5.69	5.84	8.21
21/25	4.61	4.45	4.90	4.89	6.21
26/30	4.29	3.96	4.35	3.83	5.41
31/35	4.18	3.69	4.12	3.72	4.23
36/40	3.60	2.76	3.47	3.38	3.82
41/50	3.22	2.61	3.19	3.12	3.38
SOUTH ATLANTIC (NORTH & SOUTH CAROLINA, GEORGIA & FLORIDA E.C.)					
15/20	4.86	5.20	6.11	5.47	6.68
21/25	5.13	5.16	4.70	5.29	6.08
26/30	4.39	4.86	4.66	5.22	5.84
31/35	3.23	3.65	3.16	4.01	3.86
36/40	3.08	3.28	3.01	3.49	3.73
41/50	2.96	3.38	3.50	3.23	3.58

III. U.S. shrimp imports by type of preparation, (Product weight, thousands of pounds):

January	2018	2019	2020	2021	2022
Shell-on, headless	42,289	49,968	46,338	64,212	40,409
Peeled & Other Peeled	79,405	73,335	90,393	116,845	83,990
Canned	782	727	236	487	287
Breaded	14,949	11,581	9,050	12,414	11,142
Total	137,425	135,611	146,017	193,957	135,827

All Data are Preliminary and Subject to Change

SUMMARIES ARE UPDATED AND FROM STATES TRIP TICKET LANDINGS

. Data is Confidential

*** Data is Not Available

INTERNET ACCESSIBLE

<https://www.fisheries.noaa.gov/national/commercial-fishing/fishery-market-news>

Section I Landing Summaries are preliminary

Section II Ex-vessel Prices: Average of brown, pink, rock and white headless shrimp.

Section III US Trade in Fishery Products, <https://www.fisheries.noaa.gov/foss/>

Jade B. Chau
NOAA Fisheries
Southeast Fisheries Science Center
Fisheries Statistic Division
Jade.Chau@noaa.gov

SHRIMP STATISTICS, FEBRUARY - 2022

I. Landings, (all species, headless, thousands of pounds):

GULF OF MEXICO

	FL (W.C.)	AL	MS	LA	TX	Total
February						
2022	1,143.9	886.2	24.4	1,592.7	1,211.4	4,858.6
2021	805.5	654.1	78.8	1,549.9	1,430.3	4,518.6
2020	739.4	450.8	*.*	938.7	1,335.3	3,464.1
2019	614.3	716.6	*.*	911.1	1,205.7	3,447.8
2018	853.4	1,080.7	*.*	499.9	1,177.0	3,611.0
January - February						
2022	1,765.6	1,373.5	98.1	5,479.5	2,274.6	10,991.3
2021	1,190.2	1,375.6	115.3	4,667.8	2,287.4	9,636.2
2020	1,227.5	1,150.0	120.9	2,728.2	2,247.0	7,473.6
2019	1,046.0	1,435.0	148.5	2,299.1	2,024.1	6,952.7
2018	2,019.4	1,788.6	*.*	1,821.1	2,044.1	7,673.3

SOUTH ATLANTIC

	FL E.C.	GA	SC	NC	Total
February					
2022	96.5	*.*	*.*	46.6	143.1
2021	204.4	*.*	7.7	93.7	305.8
2020	207.2	*.*	15.9	370.0	593.1
2019	132.4	34.5	10.6	104.5	282.0
2018	208.2	*.*	*.*	0.3	208.5
January - February					
2022	338.0	*.*	*.*	224.8	562.8
2021	504.8	*.*	135.8	1,268.9	1,909.6
2020	1,089.3	*.*	96.4	1,546.8	2,732.5
2019	449.3	80.7	90.3	460.8	1,081.0
2018	459.0	*.*	*.*	34.9	493.9

II. Ex-vessel price, (Average dollars per pound, headless)

February	2018	2019	2020	2021	2022
GULF REGION (Florida W.C., Alabama, Louisiana, Mississippi & Texas)					
UN/15	7.94	8.57	8.78	7.68	10.00
15/20	5.75	5.30	5.72	6.31	8.42
21/25	4.70	4.48	5.18	5.32	6.90
26/30	4.17	4.10	4.39	3.92	5.29
31/35	4.19	3.72	4.01	3.83	3.83
36/40	3.58	3.05	3.91	3.70	4.45
41/50	3.16	2.49	3.13	3.20	3.59
SOUTH ATLANTIC (NORTH & SOUTH CAROLINA, GEORGIA & FLORIDA E.C.)					
15/20	***	5.52	5.78	5.94	6.78
21/25	4.54	5.01	5.09	5.69	6.03
26/30	4.06	3.97	4.00	4.59	5.39
31/35	4.14	3.00	3.61	4.11	3.95
36/40	3.34	2.62	2.74	3.61	2.91
41/50	4.63	2.67	***	2.26	3.00

III. U.S. shrimp imports by type of preparation, (thousands of pounds):

February	2018	2019	2020	2021	2022
Shell-on, headless	33,307.1	32,149.9	43,380.1	35,921.2	46,730.4
Peeled & Peeled Others	62,620.2	54,240.0	60,014.9	71,780.7	86,722.7
Canned	273.3	249.1	407.8	553.2	396.7
Bread	8,646.9	7,857.8	9,647.6	61.7	11,823.1
	104,847.5	94,496.7	113,450.3	108,316.8	145,672.9
January - February	2018	2019	2020	2021	2022
Shell-on, headless	77,657.0	70,757.9	97,256.4	79,437.9	96,637.0
Peeled & Peeled Others	141,674.6	126,734.8	137,279.5	170,172.2	192,769.2
Canned	612.8	548.8	998.5	952.2	775.9
Bread	20,657.4	16,315.2	21,025.5	18,794.9	28,208.8
	240,601.7	214,356.8	256,559.8	269,357.2	318,390.9

SUMMARIES ARE UPDATED WITH STATES TRIP TICKET LANDINGS

All Data are Preliminary and Subject to Change

. Data is not Available or Confidential

*** Data is Not Available

INTERNET ACCESSIBLE

<https://www.fisheries.noaa.gov/national/commercial-fishing/fishery-market-news>

Section I Landing Summaries are preliminary

Section II Ex-vessel Prices: Average of brown, pink, rock and white headless shrimp.

Section III US Trade in Fishery Products, <https://www.fisheries.noaa.gov/foss/>

Jade B. Chau
NOAA Fisheries
Southeast Fisheries Science Center
Fisheries Statistic Division
Jade.Chau@noaa.gov

SHRIMP STATISTICS, March - 2022

I. Landings, (all species, headless, thousands of pounds):

GULF OF MEXICO

	FL(WC)	AL	MS	LA	TX	Total
March						
2022	451.4	630.5	*.*	348.8	1,318.7	2,749.4
2021	566.4	499.1	*.*	511.7	1,656.0	3,233.3
2020	544.9	491.2	*.*	727.8	1,727.7	3,491.6
2019	382.6	304.5	*.*	549.1	1,510.3	2,746.5
2018	1,209.5	1,365.8	*.*	509.3	1,071.8	4,156.4
January - March						
2022	2,217.0	2,004.0	98.1	5,828.3	3,593.2	13,740.7
2021	1,756.6	1,874.7	115.3	5,179.5	3,943.4	12,869.5
2020	1,772.4	1,641.2	120.9	3,456.0	3,974.7	10,965.3
2019	1,428.6	1,739.5	148.5	2,848.2	3,534.4	9,699.2
2018	3,228.9	3,154.4	*.*	2,330.4	3,115.9	11,829.7

SOUTH ATLANTIC

	FL E.C.	GA	SC	NC	Total
March					
2022	96.5	*.*	*.*	46.6	143.1
2021	170.2	*.*	*.*	56.1	226.3
2020	114.0	*.*	9.5	66.1	189.6
2019	48.4	*.*	*.*	55.5	103.9
2018	91.6	*.*	*.*	26.5	118.1
January - March					
2022	338.0	*.*	*.*	224.8	562.8
2021	675.0	*.*	128.1	1,325.0	2,128.2
2020	1,203.3	*.*	105.9	1,612.8	2,922.1
2019	449.3	80.7	90.3	460.8	1,081.0
2018	550.6	*.*	*.*	61.3	611.9

II. Ex-vessel price, (Average dollars per pound, headless)

March	2018	2019	2020	2021	2022
GULF REGION (Florida W.C., Alabama, Louisiana, Mississippi & Texas)					
UN/15	7.6	8.4	8.4	7.62	10.1
16/20	5.8	5.4	5.5	6.31	8.4
21/25	4.5	4.4	5.1	5.35	7.0
26/30	3.9	4.1	4.6	4.59	5.5
31/35	3.8	3.7	3.9	4.1	4.3
36/40	3.7	3.0	3.8	3.5	4.4
41/50	3.3	2.8	3.6	3.3	3.8
SOUTH ATLANTIC (NORTH & SOUTH CAROLINA, GEORGIA & FLORIDA E.C.)					
15/20	***	5.76	5.17	5.94	6.6
21/25	5.60	4.96	4.53	5.83	6.0
26/30	6.00	4.11	3.64	***	***
31/35	***	2.89	***	3.64	4.5
36/40	***	2.62	2.30	3.21	2.4
41/50	***	2.60	***	2.16	***

III. U.S. shrimp imports by type of preparation, (thousands of pounds):

March	2018	2019	2020	2021	2022
Shell-on, headless	35,414.2	36,113.0	29,114.7	47,208.7	52,225.4
Peeled	59,474.8	64,524.6	67,043.9	79,841.3	98,625.1
Canned	361.5	775.9	17,371.0	317.4	546.6
Breaded	6,092.3	6,017.4	268.9	10,710.0	17,040.4
	101,342.9	107,430.8	113,798.6	138,077.4	168,437.5

January - March	2018	2019	2020	2021	2022
Shell-on, headless	113,071.2	106,873.1	166,378.8	126,648.8	148,862.4
Peeled	201,149.4	191,259.4	253,855.3	250,015.7	291,394.4
Canned	974.2	1,324.7	62,651.0	1,269.6	1,322.5
Breaded	26,749.7	22,332.5	1,562.7	29,502.7	45,249.2
	341,944.6	321,789.7	484,447.9	407,436.8	486,828.4

All Data are Preliminary and Subject to Change

SUMMARIES ARE UPDATED AND FROM STATES TRIP TICKET LANDINGS

.* Data is not Available or Confidential

*** Data is Not Available

INTERNET ACCESSIBLE

<https://www.fisheries.noaa.gov/national/commercial-fishing/fishery-market-news>

Section I Landing Summaries are preliminary

Section II Ex-vessel Prices: Average of brown, pink, rock and white headless shr

Section III US Trade in Fishery Products, <https://www.fisheries.noaa.gov/foss/>

Jade B. Chau
 NOAA Fisheries
 Southeast Fisheries Science Center
 Fisheries Statistic Division
Jade.Chau@noaa.gov

SHRIMP STATISTICS, April - 2022

I. Landings, (all species, headless, thousands of pounds):

GULF OF MEXICO

	FL (W.C.)	AL	MS	LA	TX	Total
April						
2022	616.5	655.6	*.*	450.7	1,248.8	2,971.6
2021	663.7	487.4	*.*	661.9	1,067.7	2,880.8
2020	532.7	330.4	*.*	751.4	1,597.6	3,212.1
2019	643.9	542.6	15.0	713.3	1,670.3	3,585.1
2018	774.8	662.1	59.5	2,803.9	1,583.7	5,884.0
January - April						
2022	2,833.6	2,659.5	98.1	6,279.1	4,842.0	16,712.3
2021	2,420.3	2,362.1	115.3	5,841.4	5,011.2	15,750.3
2020	2,305.1	1,971.6	120.9	4,207.4	5,572.3	14,177.4
2019	2,072.4	2,282.1	148.5	3,561.5	5,204.7	13,269.3
2018	4,003.7	3,816.5	177.2	5,134.3	4,699.6	17,831.3

SOUTH ATLANTIC

	FL E.C.	GA	SC	NC	Total
April					
2022	70.6	38.3	52.0	24.7	185.7
2021	71.2	35.7	36.7	37.6	181.2
2020	210.7	165.9	76.1	67.2	519.8
2019	117.0	90.5	37.1	54.8	299.4
2018	78.1	*.*	*.*	15.7	93.8
January - April					
2022	529.6	49.4	127.2	275.3	981.6
2021	746.3	124.3	173.7	1,362.6	2,406.9
2020	1,414.0	249.6	182.0	1,680.0	3,525.6
2019	614.7	173.4	134.9	571.0	1,494.0
2018	628.6	*.*	*.*	77.1	705.7

II. Ex-vessel price, (Average dollars per pound, headless)

April	2018	2019	2020	2021	2022
GULF REGION (Florida W.C., Alabama, Louisiana, Mississippi & Texas)					
UN/15	8.48	8.24	6.92	8.25	10.40
15/20	5.75	5.21	5.01	6.49	8.16
21/25	4.95	4.40	4.08	5.43	7.20
26/30	4.39	4.21	3.54	4.57	5.73
31/35	3.99	3.56	3.56	3.89	4.69
36/40	3.34	3.20	3.12	3.81	4.65
41/50	3.24	2.96	2.77	3.15	3.67
SOUTH ATLANTIC REGION (NORTH & SOUTH CAROLINA, GEORGIA & FLORIDA E.C.)					
15/20	7.00	5.83	4.72	5.94	***
21/25	6.50	5.25	4.47	5.97	4.13
26/30	6.00	5.21	4.47	6.67	6.70
31/35	5.50	4.73	4.04	4.89	3.35
36/40	4.50	2.75	2.45	7.06	4.60
41/50	***	2.33	4.13	***	***

III. U.S. shrimp imports by type of preparation, (thousands of pounds):

April	2018	2019	2020	2021	2022
Shell-on, headless	32,597.3	35,193.8	29,114.7	44,259.5	46,600.4
Peeled & Peeled Oth	66,827.9	64,672.3	74,006.9	79,047.8	85,759.5
Canned	238.0	286.5	268.9	335.0	615.0
Breaded	5,226.1	6,996.0	10,408.0	9,980.4	13,822.3
	104,889.4	107,148.6	113,798.6	133,622.8	146,797.1

January - April	2018	2019	2020	2021	2022
Shell-on, headless	145,668.5	142,066.9	166,378.8	171,148.6	195,462.7
Peeled & Peeled Oth	267,979.6	255,931.6	276,399.5	329,294.9	377,153.8
Canned	1,212.3	1,611.2	1,562.7	1,604.6	1,937.5
Breaded	31,975.7	29,328.6	40,106.9	39,835.8	59,071.5
	446,836.1	428,938.4	484,447.9	541,883.9	633,625.5

All Data are Preliminary and Subject to Change

SUMMARIES WERE UPDATED AND FROM STATES TRIP TICKET LANDINGS

.* Data is not Available or Confidential

*** Data is Not Available

Section I Landing Summaries are preliminary

Section II Ex-vessel Prices: Average of brown, pink, rock and white headless shrimp.

Section III US Trade in Fishery Products, <https://www.fisheries.noaa.gov/foss/>

INTERNET ACCESSIBLE

<https://www.fisheries.noaa.gov/national/commercial-fishing/fishery-market-news>

Jade B. Chau
 NOAA Fisheries
 Southeast Fisheries Science Center
 Fisheries Statistic Division
Jade.Chau@noaa.gov

SHRIMP STATISTICS, MAY - 2022

I. Landings, (all species, headless, thousands of pounds):

GULF OF MEXICO

	FL (W.C.)	AL	MS	LA	TX	Total
May						
2022	449.7	1,586.8	216.2	9,932.9	2,745.7	14,931.2
2021	412.9	842.5	102.6	4,238.3	2,734.4	8,330.6
2020	436.3	847.3	78.3	3,939.3	2,631.3	7,932.5
2019	682.0	907.0	356.5	6,991.2	2,761.8	11,698.5
2018	840.6	1,423.1	463.2	14,149.5	3,259.3	20,135.8
January - May						
2022	3,283.3	4,246.3	371.7	16,212.0	7,587.7	31,700.9
2021	2,833.2	3,204.6	234.1	10,079.7	7,745.5	24,097.1
2020	2,741.4	2,819.0	217.2	8,146.7	8,203.6	22,127.8
2019	2,754.4	3,189.1	568.5	10,552.7	7,966.6	25,031.3
2018	4,844.4	5,239.6	640.4	19,283.8	7,958.8	37,967.1

SOUTH ATLANTIC

	FL E.C.	GA	SC	NC	Total
May					
2022	339.2	293.0	167.9	68.6	868.7
2021	268.5	363.6	372.8	120.9	1,125.8
2020	443.3	432.5	299.8	143.0	1,318.6
2019	383.1	413.6	287.2	126.0	1,209.9
2018	122.7	57.8	2.3	3.9	186.7
January - May					
2022	868.8	342.4	295.1	343.9	1,850.3
2021	1,014.8	488.0	546.5	1,483.6	3,532.8
2020	1,857.3	682.1	481.8	1,823.0	4,844.2
2019	997.8	587.0	422.1	697.0	2,703.9
2018	751.3	123.2	25.4	81.0	981.0

II. Ex-vessel price, (Average dollars per pound, headless)

May	2018	2019	2020	2021	2022
GULF REGION (Florida W.C., Alabama, Louisiana, Mississippi & Texas)					
UN/15	6.68	8.29	5.73	7.79	10.25
15/20	5.13	4.94	4.26	5.63	6.68
21/25	4.44	4.47	3.71	5.51	5.74
26/30	3.97	4.20	3.36	4.51	4.86
31/35	3.87	3.39	3.43	3.81	4.28
36/40	3.00	3.09	3.24	3.71	3.90
41/50	2.72	2.55	2.79	3.68	3.43
SOUTH ATLANTIC REGION (NORTH & SOUTH CAROLINA, GEORGIA & FLORIDA E.C.)					
15/20	6.58	5.03	6.42	4.72	5.99
21/25	6.42	5.06	4.54	6.61	6.82
26/30	7.01	5.17	4.58	5.61	6.51
31/35	5.86	4.76	3.72	3.99	4.98
36/40	5.00	2.87	2.30	3.70	5.40
41/50	2.94	2.69	2.36	2.26	4.16

III. U.S. shrimp imports by type of preparation, (thousands of pounds):

May	2018	2019	2020	2021	2022
Shell-on, headless	35,187.2	38,334.8	28,356.5	53,446.5	53,153.3
Peeled	68,582.4	69,415.6	45,976.6	109,782.6	96,361.5
Canned	229.2	551.0	357.1	350.5	480.5
Breaded	7,474.3	9,793.1	8,708.6	13,403.5	15,127.2
	111,473	118,094	83,399	176,983	165,122

January - May	2018	2019	2020	2021	2022
Shell-on, headless	180,855.7	180,401.7	194,667.0	224,592.9	248,618.2
Peeled	336,562.0	325,345.0	322,206.3	439,077.5	473,515.3
Canned	1,439.3	2,162.3	1,919.8	1,955.1	2,418.0
Breaded	39,450.1	39,121.6	48,859.6	53,239.3	74,198.6
	558,307	547,031	567,653	718,865	798,750

All Data are Preliminary and Subject to Change

SUMMARIES WERE UPDATED AND FROM STATES TRIP TICKET LANDINGS

. Data is not Available or Confidential

*** Data is Not Available

Section I Landing Summaries are preliminary

Section II Ex-vessel Prices: Average of brown, pink, rock and white headless shrimp

Section III US Trade in Fishery Products, <https://www.fisheries.noaa.gov/foss/>

INTERNET ACCESSIBLE

<https://www.fisheries.noaa.gov/national/commercial-fishing/fishery-market-news>

Jade B. Chau
 NOAA Fisheries
 Southeast Fisheries Science Center
 Fisheries Statistic Division
Jade.Chau@noaa.gov

SHRIMP STATISTICS, JUNE - 2022

I. Landings, (all species, headless, thousands of pounds):

GULF OF MEXICO

	FL (W.C.)	AL	MS	LA	TX	Total
June						
2022	204.6	1,820.1	682.9	8,470.6	4,518.3	15,696.4
2021	700.0	1,864.8	666.7	7,610.3	3,185.2	14,027.0
2020	795.0	1,742.3	670.3	5,363.8	2,857.1	11,428.6
2019	551.8	1,852.6	687.9	9,210.3	2,872.6	15,175.1
2018	497.3	2,368.3	1,238.8	8,300.7	2,585.5	14,990.6
January - June						
2022	3,487.9	6,066.4	1,054.5	24,682.6	12,106.0	47,397.3
2021	3,533.2	5,069.4	900.9	17,690.0	10,930.7	38,124.2
2020	3,536.4	4,561.3	887.5	13,510.5	11,060.7	33,556.4
2019	3,306.2	5,041.7	1,256.4	19,763.0	10,839.2	40,206.4
2018	5,341.6	7,607.9	1,879.2	27,584.6	10,544.3	52,957.7

SOUTH ATLANTIC

	FL E.C.	GA	SC	NC	Total
June					
2022	338.7	299.7	168.6	66.6	873.6
2021	576.6	592.5	340.3	242.4	1,751.9
2020	826.5	503.1	297.5	147.6	1,774.7
2019	486.9	385.6	313.5	87.6	1,273.5
2018	252.0	104.5	121.9	118.5	596.9
January - June					
2022	1,207.5	642.2	463.7	410.5	2,723.9
2021	1,591.4	1,080.5	886.8	1,726.0	5,284.7
2020	2,683.9	1,185.3	779.3	1,970.6	6,619.0
2019	1,484.7	972.6	735.6	784.6	3,977.4
2018	1,003.3	227.7	147.4	199.5	1,578.0

II. Ex-vessel price, (Average dollars per pound, headless)

June	2018	2019	2020	2021	2022
GULF REGION (Florida W.C., Alabama, Louisiana, Mississippi & Texas)					
UN/15	7.41	8.63	6.64	8.22	7.31
15/20	5.21	5.12	4.60	6.43	5.52
21/25	4.55	4.59	4.11	5.64	4.88
26/30	4.04	4.22	3.60	4.98	4.23
31/35	3.64	3.70	3.32	4.14	3.82
36/40	2.51	3.12	2.72	3.68	3.29
41/50	2.09	2.34	2.85	3.66	2.94
SOUTH ATLANTIC (NORTH & SOUTH CAROLINA, GEORGIA & FLORIDA E.C.)					
15/20	6.48	5.40	6.27	6.39	7.53
21/25	6.63	5.00	4.61	5.81	6.68
26/30	5.94	4.46	4.83	5.38	6.46
31/35	3.16	4.08	3.35	4.18	4.00
36/40	3.55	2.91	3.27	4.07	4.88
41/50	3.16	2.65	2.78	3.16	3.95

III. U.S. shrimp imports by type of preparation, (thousands of pounds):

June	2018	2019	2020	2021	2022
Shell-on, headless	33,408.5	37,827.8	44,365.3	57,793.1	53,016.7
Peeled	66,905.1	68,633.1	58,915.0	99,714.0	104,677.8
Canned	262.3	544.4	182.9	429.8	240.3
Breaded	8,034.2	8,653.5	8,860.7	11,311.7	11,452.8
	108,610	115,659	112,324	169,249	169,387

January - June	2018	2019	2020	2021	2022
Shell-on, headless	214,226.7	218,154.5	239,034.5	282,386.0	301,634.9
Peeled	403,332.6	393,861.4	381,121.3	538,791.5	578,190.8
Canned	1,703.8	2,708.9	2,102.8	2,384.9	2,658.2
Breaded	47,482.0	47,775.2	57,720.3	64,551.0	85,651.5
	666,745	662,500	679,979	888,113	968,135

All Data are Preliminary and Subject to Change

SUMMARIES ARE UPDATED AND FROM STATES TRIP TICKET LANDINGS

. Data is not Available or Confidential

*** Data is Not Available

Section I Landing Summaries are preliminary

Section II Ex-vessel Prices: Average of brown, pink, rock and white headless shrimp

Section III US Trade in Fishery Products, <https://www.fisheries.noaa.gov/foss/>

INTERNET ACCESSIBLE

<https://www.fisheries.noaa.gov/national/commercial-fishing/fishery-market-news>

Jade B. Chau
 NOAA Fisheries
 Southeast Fisheries Science Center
 Fisheries Statistic Division
Jade.Chau@noaa.gov

SHRIMP STATISTICS, JULY - 2022

I. Landings, (all species, headless, thousands of pounds):

GULF OF MEXICO

	FL (W.C.)	AL	MS	LA	TX	Total
July						
2022	302.9	1,792.3	565.6	2,150.1	1,847.2	6,658.2
2021	290.0	1,804.8	487.7	2,545.1	3,900.2	9,027.8
2020	865.4	1,966.9	641.4	3,740.9	4,744.5	11,959.1
2019	533.3	1,254.3	523.8	2,766.8	3,680.8	8,759.0
2018	404.1	1,653.8	760.4	2,327.2	4,351.3	9,496.7
January - July						
2022	3,790.8	7,858.7	1,620.1	26,832.7	13,953.2	54,055.5
2021	3,823.2	6,874.2	1,388.5	20,235.1	14,830.9	47,151.9
2020	4,401.8	6,528.2	1,528.9	17,251.4	15,805.3	45,515.5
2019	3,839.5	6,295.9	1,780.2	22,529.7	14,520.0	48,965.5
2018	5,745.7	9,261.7	2,639.6	29,911.8	14,895.6	62,454.4

SOUTH ATLANTIC

	FL E.C.	GA	SC	NC	Total
July					
2022	166.1	43.8	36.0	915.5	1,161.4
2021	671.6	224.1	209.5	689.6	1,794.9
2020	424.5	49.8	135.2	183.7	793.2
2019	365.9	79.6	112.6	495.8	1,053.9
2018	271.7	51.2	86.1	1,997.1	2,406.1
January - July					
2022	1,373.6	686.0	499.7	1,326.0	3,885.3
2021	2,263.0	1,304.6	1,096.4	2,415.6	7,079.6
2020	3,108.4	1,235.1	914.5	2,154.2	7,412.2
2019	1,850.6	1,052.1	848.2	1,280.4	5,031.3
2018	1,275.0	279.0	233.5	2,196.6	3,984.0

II. Ex-vessel price, (Average dollars per pound, headless)

July	2018	2019	2020	2021	2022
GULF REGION (Florida W.C., Alabama, Louisiana, Mississippi & Texas)					
UN/15	7.23	7.39	6.22	8.47	6.92
15/20	5.33	5.12	4.80	7.45	5.25
21/25	4.49	4.68	4.38	6.31	4.21
26/30	3.97	3.96	3.84	5.29	3.66
31/35	3.74	3.93	3.72	4.62	3.39
36/40	2.16	2.46	3.45	4.31	2.98
41/50	2.17	2.65	2.99	3.83	2.58
SOUTH ATLANTIC (NORTH & SOUTH CAROLINA, GEORGIA & FLORIDA E.C.)					
15/20	6.14	5.41	6.37	6.60	7.34
21/25	6.41	5.18	5.00	6.17	6.34
26/30	4.81	4.31	4.12	5.72	6.29
31/35	4.02	3.07	2.96	2.69	3.60
36/40	4.30	3.20	3.28	3.57	3.04
41/50	3.36	2.66	3.06	3.50	2.41

III. U.S. shrimp imports by type of preparation, (thousands of pounds):

July	2018	2019	2020	2021	2022
Shell-on, headless	41,323.6	46,472.5	59,565.2	51,500.2	46,232.3
Peeled	73,436.0	74,776.1	80,689.9	101,748.4	90,868.7
Canned	277.7	275.5	553.2	529.0	297.6
Breaded	8,025.3	11,536.6	9,294.9	13,919.3	11,514.5
	123,062.7	133,060.7	150,103.3	167,696.9	148,913.0

January - July	2018	2019	2020	2021	2022
Shell-on, headless	255,548.1	264,629.2	298,597.6	333,886.2	347,864.9
Peeled	476,768.6	468,635.3	461,811.2	640,542.1	669,057.3
Canned	1,979.3	2,984.4	2,656.0	2,913.9	2,955.8
Breaded	55,507.4	59,309.5	67,015.3	78,468.1	97,166.0
	789,803.4	795,558.5	830,080.0	1,055,810.3	1,117,044.0

All Data are Preliminary and Subject to Change

SUMMARIES ARE UPDATED AND FROM STATES TRIP TICKET LANDINGS

. Data is not Available or Confidential

*** Data is Not Available

Section I Landing Summaries are preliminary

Section II Ex-vessel Prices: Average of brown, pink, rock and white headless shrimp

Section III US Trade in Fishery Products, <https://www.fisheries.noaa.gov/foss/>

INTERNET ACCESSIBLE

<https://www.fisheries.noaa.gov/national/commercial-fishing/fishery-market-news>

Jade B. Chau
 NOAA Fisheries
 Southeast Fisheries Science Center
 Fisheries Statistic Division
Jade.Chau@noaa.gov

SHRIMP STATISTICS, AUGUST - 2022

I. Landings, (all species, headless, thousands of pounds):

GULF OF MEXICO

	FL W.C.	AL	MS	LA	TX	Total
August						
2022	326.1	2,696.5	733.3	6,923.8	7,861.8	18,541.5
2021	521.4	2,777.3	549.3	5,861.9	10,366.7	20,076.7
2020	576.2	3,459.0	1,015.7	6,010.5	7,237.3	18,298.8
2019	430.2	2,155.7	1,068.1	8,277.1	9,096.0	21,027.2
2018	486.1	2,800.9	989.1	5,771.5	11,223.4	21,271.0
January - August						
2022	4,116.9	10,555.2	2,353.4	33,756.5	21,815.0	72,597.0
2021	4,344.6	9,651.5	1,937.8	26,097.1	25,197.6	67,228.6
2020	4,978.0	9,987.2	2,544.6	23,261.8	23,042.6	63,814.2
2019	4,269.8	8,451.7	2,848.4	30,806.8	23,616.0	69,992.6
2018	6,231.8	12,062.6	3,628.6	35,683.3	26,119.0	83,725.4

SOUTH ATLANTIC

	FL E.C.	GA	SC	NC	Total
August					
2022	749.6	37.3	36.7	810.5	1,634.0
2021	640.6	136.3	53.3	565.8	1,396.0
2020	93.0	85.6	62.0	1,007.1	1,247.8
2019	603.7	57.9	92.8	476.4	1,230.8
2018	313.3	89.0	90.7	1,563.8	2,056.8
January - August					
2022	2,123.2	723.3	536.3	2,136.5	5,519.3
2021	2,903.6	1,440.9	1,149.6	2,981.4	8,475.5
2020	3,201.4	1,320.7	976.5	3,161.3	8,660.0
2019	2,454.3	1,110.0	941.0	1,756.8	6,262.1
2018	1,588.3	368.0	324.2	3,760.3	6,040.9

II. Ex-vessel price, (Average dollars per pound, headless)

August	2018	2019	2020	2021	2022
GULF REGION (Florida W.C., Alabama, Louisiana, Mississippi & Texas)					
UN/15	8.22	8.50	7.77	8.89	7.44
15/20	5.40	4.99	4.61	7.48	4.74
21/25	4.59	4.38	4.04	6.39	3.88
26/30	4.05	4.12	3.67	5.27	3.44
31/35	3.63	3.77	3.37	4.41	3.15
36/40	2.77	2.48	2.79	4.12	2.56
41/50	2.64	2.58	2.63	3.03	2.49
SOUTH ATLANTIC (NORTH & SOUTH CAROLINA, GEORGIA & FLORIDA E.C.)					
15/20	5.78	5.52	*.*	*.*	6.79
21/25	5.13	5.17	5.53	6.37	6.44
26/30	5.33	4.63	5.06	5.87	6.35
31/35	4.15	3.57	4.16	3.41	4.21
36/40	3.84	3.35	3.42	3.50	3.82
41/50	3.50	2.99	3.05	3.84	4.31

III. U.S. shrimp imports by type of preparation, (thousands of pounds):

August	2018	2019	2020	2021	2022
Shell-on, headless	55,055.5	57,874.6	71,730.0	58,950.3	47,437.9
Peeled	80,608.3	85,279.0	99,980.7	123,073.7	97,148.4
Canned	352.7	584.1	504.8	573.1	396.7
Breaded	11,307.3	10,886.3	9,070.1	14,148.5	12,365.3
	147,323.9	154,624.0	181,285.5	196,745.5	157,348.4

January - August	2018	2019	2020	2021	2022
Shell-on, headless	310,601.4	322,503.9	370,329.7	392,836.4	395,305.1
Peeled	557,372.6	553,916.4	561,794.1	763,611.4	766,207.9
Canned	2,332.0	3,568.5	3,160.8	3,487.0	3,354.7
Breaded	66,814.7	70,198.1	76,085.4	92,618.8	109,531.3
	937,120.7	950,186.9	1,011,370.0	1,252,553.6	1,274,399.0

All Data are Preliminary and Subject to Change

SUMMARIES ARE UPDATED AND FROM STATES TRIP TICKET LANDINGS

.* Data is not Available or Confidential

*** Data is Not Available

Section I Landing Summaries are preliminary

Section II Ex-vessel Prices: Average of brown, pink, rock and white headless shrimp.

Section III US Trade in Fishery Products, <https://www.fisheries.noaa.gov/foss/>

INTERNET ACCESSIBLE

<https://www.fisheries.noaa.gov/national/commercial-fishing/fishery-market-news>

Jade B. Chau
NOAA Fisheries
Southeast Fisheries Science Center
Fisheries Statistic Division
Jade.Chau@noaa.gov

SHRIMP STATISTICS, SEPTEMBER - 2022

I. Landings, (all species, headless, thousands of pounds):

GULF OF MEXICO

	FL (W.C.)	AL	MS	LA	TX	Total
September						
2022	73.9	1,426.6	735.3	5,231.7	4,893.5	12,360.9
2021	612.2	1,598.4	430.9	2,758.9	4,010.0	9,410.3
2020	438.9	1,539.1	550.7	5,211.9	3,709.5	11,450.1
2019	358.3	1,146.2	414.2	4,557.0	4,697.7	11,173.4
2018	395.4	1,960.3	710.8	5,573.6	5,823.9	14,463.9
January - September						
2022	4,190.7	11,981.8	3,088.7	38,988.2	26,708.5	84,957.9
2021	4,956.8	11,249.9	2,368.7	28,855.9	29,207.6	76,639.0
2020	5,416.9	11,526.4	3,095.3	28,473.7	26,752.1	75,264.3
2019	4,628.0	10,741.4	3,930.0	43,745.7	32,649.6	95,694.7
2018	6,627.2	14,022.9	4,339.5	41,256.9	31,942.9	98,189.3

SOUTH ATLANTIC

	FL E.C.	GA	SC	NC	Total
September					
2022	1,018.7	85.0	178.4	264.8	1,546.9
2021	640.1	131.4	205.5	326.0	1,303.0
2020	221.5	152.8	236.4	686.6	1,297.3
2019	632.7	172.2	267.7	396.1	1,468.8
2018	243.5	131.5	232.1	509.6	1,116.7
January - September					
2022	3,141.9	808.3	714.8	2,401.3	7,066.2
2021	3,543.6	1,572.4	1,355.2	3,307.4	9,778.5
2020	3,423.0	1,473.5	1,212.9	3,847.9	9,957.3
2019	3,087.0	1,282.3	1,208.7	2,152.9	7,730.9
2018	1,831.8	499.4	556.4	4,270.0	7,157.5

II. Ex-vessel price, (Average dollars per pound, headless)

September	2018	2019	2020	2021	2022
GULF REGION (Florida W.C., Alabama, Louisiana, Mississippi & Texas)					
UN/15	7.95	8.83	6.76	9.26	7.26
15/20	5.56	4.33	4.87	7.55	5.01
21/25	4.53	4.41	4.12	5.25	3.85
26/30	3.87	4.14	3.57	4.72	3.22
31/35	3.47	3.50	3.05	3.81	3.16
36/40	2.78	2.42	2.36	3.93	3.08
41/50	2.79	2.41	2.65	2.80	2.38
SOUTH ATLANTIC (NORTH & SOUTH CAROLINA, GEORGIA & FLORIDA E.C.)					
15/20	6.36	4.47	5.10	6.59	5.80
21/25	4.76	5.01	4.67	6.36	6.01
26/30	5.26	4.80	4.82	5.87	5.60
31/35	4.18	3.29	3.78	4.33	4.05
36/40	3.39	3.17	3.18	4.01	3.51
41/50	3.50	2.63	2.82	3.60	3.42

III. U.S. shrimp imports by type of preparation, (thousands of pounds):

September	2018	2019	2020	2021	2022
Shell-on, headless	51,610.4	52,445.8	66,682.5	40,607.2	48,846.4
Peeled	78,527.6	77,280.1	89,654.2	91,798.9	102,982.8
Canned	328.4	639.2	597.3	511.4	94.8
Breaded	11,651.2	10,121.5	8,153.2	10,357.3	11,062.7
	142,117.6	140,486.5	165,087.2	143,274.8	162,986.6

January - September	2018	2019	2020	2021	2022
Shell-on, headless	362,211.8	374,949.7	437,012.2	435,912.3	441,682.8
Peeled	635,902.4	631,198.7	651,443.9	858,006.8	866,596.4
Canned	2,660.4	4,207.7	3,758.1	3,866.1	3,579.6
Breaded	78,465.9	80,319.6	84,240.8	119,886.5	103,681.5
	1,079,240.5	1,090,675.7	1,176,455.0	1,417,671.6	1,415,540.2

All Data are Preliminary and Subject to Change

SUMMARIES ARE UPDATED AND FROM STATES TRIP TICKET LANDINGS

. Data is Confidential

*** Data is Not Available

INTERNET ACCESSIBLE

<https://www.fisheries.noaa.gov/national/commercial-fishing/fishery-market-news>

Section I Landing Summaries are preliminary

Section II Ex-vessel Prices: Average of brown, pink, rock and white headless shrimp

Section III US Trade in Fishery Products, <https://www.fisheries.noaa.gov/foss/>

Jade B. Chau
 NOAA Fisheries
 Southeast Fisheries Science Center
 Fisheries Statistic Division
Jade.Chau@noaa.gov

SHRIMP STATISTICS, OCTOMBER - 2022

I. Landings, (all species, headless, thousands of pounds):

GULF OF MEXICO

	FL (W.C.)	AL	MS	LA	TX	Total
October						
2022	133.2	565.4	335.0	5,921.1	3,354.2	10,308.8
2021	399.1	1,731.7	539.9	8,429.0	5,581.5	16,681.1
2020	446.8	1,621.7	437.1	6,197.6	3,506.2	12,209.4
2019	471.3	1,143.6	667.4	8,381.9	4,335.8	15,000.0
2018	382.8	1,481.4	639.6	6,870.7	6,010.5	15,384.9
January - October						
2022	4,323.9	12,547.2	3,423.7	44,909.2	30,062.7	95,266.7
2021	5,356.0	12,981.5	2,908.6	37,284.9	34,789.0	93,320.0
2020	5,863.8	13,148.0	3,532.4	34,671.3	30,258.3	87,473.8
2019	5,099.4	10,741.4	3,930.0	43,745.7	32,649.6	96,166.0
2018	7,010.0	15,504.2	4,979.0	48,127.6	37,953.3	113,574.2

SOUTH ATLANTIC

	FL E.C.	GA	SC	NC	Total
October					
2022	547.7	142.9	219.9	176.6	1,087.1
2021	591.8	151.4	293.0	472.9	1,509.1
2020	314.4	240.4	328.9	1,036.0	1,919.7
2019	789.0	248.5	157.9	511.5	1,706.8
2018	405.1	275.1	445.4	732.7	1,858.3
January - October					
2022	3,689.6	951.2	934.6	2,577.9	8,153.3
2021	4,135.5	1,723.7	1,648.2	3,780.3	11,287.7
2020	3,737.3	1,713.9	1,541.8	4,884.0	11,877.0
2019	3,876.0	1,530.7	1,366.6	2,664.4	9,437.7
2018	2,236.9	774.5	1,001.8	5,002.7	9,015.9

II. Ex-vessel price, (Average dollars per pound, headless)

October	2018	2019	2020	2021	2022
GULF REGION (Florida W.C., Alabama, Louisiana, Mississippi & Texas)					
UN/15	7.47	6.85	6.42	9.06	7.25
15/20	5.11	5.17	4.97	7.75	4.65
21/25	4.32	4.63	4.20	5.93	3.73
26/30	3.86	4.35	3.64	4.80	3.22
31/35	3.40	3.99	2.85	3.43	3.26
36/40	2.48	3.26	3.06	4.11	2.86
41/50	2.13	2.85	2.78	2.87	2.70
SOUTH ATLANTIC (NORTH & SOUTH CAROLINA, GEORGIA & FLORIDA E.C.)					
15/20	4.61	5.93	5.41	5.75	7.12
21/25	4.93	5.21	4.74	6.23	6.00
26/30	5.22	4.86	4.97	5.86	5.67
31/35	3.74	3.61	3.28	4.50	3.90
36/40	3.14	3.42	3.15	4.01	3.21
41/50	3.41	2.72	2.44	3.64	3.24

III. U.S. shrimp imports by type of preparation, (thousands of pounds):

October	2018	2019	2020	2021	2022
Shell-on, headless	59,950.9	62,044.9	63,598.8	54,259.8	42,791.6
Peeled	94,873.7	89,857.0	99,451.7	121,140.6	96,804.5
Canned	354.9	987.5	374.7	639.2	764.8
Breaded	9,453.6	11,115.6	9,610.1	11,992.8	12,616.6
	164,633.1	164,004.9	173,035.4	188,032.5	152,977.5

January - October	2018	2019	2020	2021	2022
Shell-on, headless	422,165.0	436,992.4	500,611.0	495,944.8	478,703.9
Peeled	730,778.2	721,055.7	750,897.8	987,734.8	954,811.3
Canned	3,017.5	5,195.2	4,132.8	4,218.8	4,630.9
Breaded	87,919.5	91,435.2	93,850.9	115,676.5	132,503.1
	1,243,880.2	1,254,678.4	1,349,492.6	1,603,574.9	1,570,649.1

All Data are Preliminary and Subject to Change

SUMMARIES ARE UPDATED FROM STATES TRIP TICKET LANDINGS

. Data is not Available or Confidential

*** Data is Not Available

INTERNET ACCESSIBLE

<https://www.fisheries.noaa.gov/national/commercial-fishing/fishery-market-news>

Section I Landing Summaries are preliminary

Section II Ex-vessel Prices: Average of brown, pink, rock and white headless shrimp

Section III US Trade in Fishery Products, <https://www.fisheries.noaa.gov/foss/>

Jade B. Chau
 NOAA Fisheries
 Southeast Fisheries Science Center
 Fisheries Statistic Division
Jade.Chau@noaa.gov

SHRIMP STATISTICS, NOVEMBER - 2022

I. Landings, (all species, headless, thousands of pounds):

GULF OF MEXICO

	FL (W.C.)	AL	MS	LA	TX	Total
November						
2022	414.8	1,515.5	258.9	4,246.1	2,102.8	8,538.1
2021	485.6	1,220.8	381.4	6,197.2	2,843.3	11,128.3
2020	328.7	1,148.1	444.6	4,946.0	2,663.3	9,530.7
2019	389.7	1,052.0	501.6	6,438.8	2,207.0	10,589.1
2018	509.6	1,103.7	828.2	6,814.5	3,227.4	12,483.4
January - November						
2022	4,738.6	14,062.6	3,682.6	49,155.3	32,165.5	103,804.7
2021	5,841.6	14,202.3	3,290.0	43,482.1	37,632.4	104,448.4
2020	6,192.5	14,296.2	3,976.9	39,617.3	32,921.6	97,004.5
2019	5,489.0	11,793.5	4,431.6	50,184.5	34,856.5	106,755.1
2018	7,519.6	16,608.0	5,807.2	54,942.1	41,180.7	126,057.6

SOUTH ATLANTIC

	FL E.C.	GA	SC	NC	Total
November					
2022	480.9	97.4	206.2	226.0	1,010.5
2021	374.8	51.1	227.1	797.5	1,450.5
2020	285.7	197.8	230.3	875.7	1,589.5
2019	803.4	206.7	123.4	1,653.8	2,787.2
2018	342.6	172.8	223.8	595.8	1,334.9
January - November					
2022	4,170.5	1,048.6	1,140.8	2,803.9	9,163.8
2021	4,510.3	1,774.9	1,875.3	4,577.7	12,738.2
2020	4,023.1	1,911.7	1,772.1	5,759.7	13,466.5
2019	4,679.4	1,737.4	1,490.0	4,318.2	12,225.0
2018	2,579.5	947.3	1,225.6	5,598.4	10,350.8

II. Ex-vessel price, (Average dollars per pound, headless from all species)

November	2018	2019	2020	2021	2022
GULF REGION (Florida W.C., Alabama, Louisiana, Mississippi & Texas)					
UN/15	7.47	8.50	6.59	7.87	7.47
15/20	5.43	5.37	5.14	5.36	4.81
21/25	4.53	4.79	4.43	5.45	3.89
26/30	3.80	4.40	3.87	3.98	3.29
31/35	3.41	4.21	3.53	3.07	3.04
36/40	2.47	3.70	2.86	3.26	3.66
41/50	2.47	3.24	3.04	2.51	2.35
SOUTH ATLANTIC (NORTH & SOUTH CAROLINA, GEORGIA & FLORIDA E.C.)					
15/20	5.80	5.90	5.55	***	6.31
21/25	4.89	5.22	4.69	6.23	5.93
26/30	5.42	4.99	4.80	5.57	5.74
31/35	3.66	3.53	3.21	4.44	3.95
36/40	3.37	3.56	3.46	4.07	3.80
41/50	3.18	2.61	3.09	3.48	3.55

III. U.S. shrimp imports by type of preparation, (thousands of pounds):

November	2018	2019	2020	2021	2022
Shell-on, headless	55,696.9	58,890.7	50,382.7	55,873.3	43,792.3
Peeled	82,942.5	80,923.5	88,391.2	107,834.1	83,614.8
Canned	385.7	551.0	385.7	588.5	293.2
Breaded	12,294.8	8,642.5	8,909.2	9,281.7	12,735.6
	151,320.0	149,007.8	148,068.9	173,577.6	140,435.9

January - November	2018	2019	2020	2021	2022
Shell-on, headless	477,861.9	495,883.1	550,995.9	551,818.1	522,496.1
Peeled	813,718.6	801,979.2	839,293.4	1,095,566.7	1,038,426.1
Canned	3,403.2	5,746.2	4,518.5	4,807.3	4,924.1
Breaded	100,214.3	100,077.7	102,760.1	124,956.0	145,238.7
	1,395,198.0	1,403,686.2	1,497,568.0	1,777,148.1	1,711,085.0

All Data are Preliminary and Subject to Change

SUMMARIES ARE UPDATED AND FROM STATES TRIP TICKET LANDINGS

. Data is not Available or Confidential

*** Data is Not Available

INTERNET ACCESSIBLE

<https://www.fisheries.noaa.gov/national/commercial-fishing/fishery-market-news>

Section I Landing Summaries are preliminary

Section II Ex-vessel Prices: Average of brown, pink, rock and white headless shrimp

Section III US Trade in Fishery Products, <https://www.fisheries.noaa.gov/foss/>

Jade B. Chau
 NOAA Fisheries
 Southeast Fisheries Science Center
 Fisheries Statistic Division
Jade.Chau@noaa.gov

SHRIMP STATISTICS, DECEMBER - 2022

I. Landings, (all species, headless, thousands of pounds):

GULF OF MEXICO

	FL (W.C.)	AL	MS	LA	TX	Total
December						
2022	80.0	1,359.5	277.3	2,510.9	1,500.6	5,728.4
2021	610.6	1,351.9	154.3	4,122.1	2,631.2	8,870.0
2020	503.9	1,692.5	396.5	5,394.3	2,987.6	10,974.8
2019	584.1	1,180.2	320.8	3,765.6	2,523.9	8,374.7
2018	598.0	1,248.4	474.3	2,793.9	3,102.5	8,217.0
January - December						
2022	4,818.6	15,422.2	3,959.9	51,666.2	33,666.2	109,533.1
2021	6,452.1	15,554.3	3,444.3	47,604.2	40,263.6	113,318.4
2020	6,696.4	15,988.7	4,373.4	45,011.6	35,909.2	107,979.4
2019	6,073.1	12,973.7	4,752.4	53,950.1	37,380.4	115,129.8
2018	8,117.6	17,856.4	6,281.5	57,736.0	44,283.1	134,274.6

SOUTH ATLANTIC

	FL E.C.	GA	SC	NC	Total
December					
2022	541.3	47.4	137.3	238.8	964.8
2021	460.7	32.4	156.9	1,338.7	1,988.7
2020	548.9	198.5	185.6	540.4	1,473.4
2019	1,062.5	220.0	237.5	1,874.7	3,394.7
2018	419.9	252.9	165.1	540.9	1,378.9
January - December					
2022	4,711.7	1,096.0	1,278.1	3,042.7	10,128.6
2021	4,971.0	1,807.2	2,032.2	5,916.4	14,726.9
2020	4,572.0	2,110.2	1,957.7	6,300.1	14,939.9
2019	5,741.9	1,957.3	1,727.6	6,192.9	15,619.7
2018	2,999.4	1,200.2	1,390.7	6,139.4	11,729.7

II. Ex-vessel price, (Average dollars per pound, headless)

December	2018	2019	2020	2021	2022
GULF REGION (Florida W.C., Alabama, Louisiana, Mississippi & Texas)					
UN/15	7.47	8.50	6.59	7.87	7.61
15/20	5.43	5.37	5.14	5.36	4.57
21/25	4.53	4.79	4.43	5.45	3.72
26/30	3.80	4.40	3.87	3.98	3.22
31/35	3.41	4.21	3.53	3.07	2.99
36/40	2.47	3.70	2.86	3.26	2.79
41/50	2.47	3.24	3.04	2.51	2.31
SOUTH ATLANTIC (NORTH & SOUTH CAROLINA, GEORGIA & FLORIDA E.C.)					
15/20	5.08	***	5.42	6.45	***
21/25	4.86	***	4.75	6.21	6.06
26/30	4.94	5.02	4.53	5.72	5.42
31/35	3.36	3.55	3.64	4.67	3.68
36/40	3.27	3.53	3.15	4.01	3.28
41/50	3.82	4.72	3.33	3.34	3.43

III. U.S. shrimp imports by type of preparation, (thousands of pounds):

December	2018	2019	2020	2021	2022
Shell-on, headless	42,289.0	49,968.3	46,338.1	64,211.6	40,408.9
Peeled	79,404.9	73,334.6	90,392.6	116,844.7	83,989.5
Canned	782.5	727.4	235.8	487.1	286.5
Breaded	14,948.6	11,580.7	9,050.3	12,413.8	11,142.0
Total	137,425.0	135,610.9	146,016.8	193,957.3	135,827.0
January - December					
Shell-on, headless	520,150.9	545,849.2	597,334.0	616,029.7	562,905.0
Peeled	893,125.6	875,311.6	929,683.8	1,212,312.2	1,122,415.6
Canned	4,183.5	6,473.6	4,754.4	5,294.4	5,210.6
Breaded	115,163.0	111,656.1	111,810.4	137,369.9	156,380.7
Total	1,532,623.0	1,539,290.6	1,643,582.6	1,971,006.2	1,846,912.0

All Data are Preliminary and Subject to Change

SUMMARIES ARE UPDATED AND FROM STATES TRIP TICKET LANDINGS

. Data is not Available or Confidential

*** Data is Not Available

INTERNET ACCESSIBLE

<https://www.fisheries.noaa.gov/national/commercial-fishing/fishery-market-news>

Section I Landing Summaries are preliminary

Section II Ex-vessel Prices:Average of brown, pink, rock and white headless shrimp

Section III US Trade in Fishery Products, <https://www.fisheries.noaa.gov/foss/>

Jade B. Chau
NOAA Fisheries
Southeast Fisheries Science Center
Fisheries Statistic Division
Jade.Chau@noaa.gov

SHRIMP STATISTICS, JANUARY - 2023

I. Landings, (all species, headless, thousands of pounds):

GULF OF MEXICO

	FL W.C.	AL	MS	LA	TX	Total
January						
2023	443.5	843.0	*.*	1,814.4	544.7	3,645.6
2022	621.7	487.3	73.7	3,886.8	1,063.1	6,132.7
2021	384.7	721.5	36.5	3,117.8	857.1	5,117.6
2020	488.2	699.2	120.9	1,789.5	911.7	4,009.5
2019	431.7	718.4	148.5	1,388.0	818.4	3,504.9

SOUTH ATLANTIC

	FL E.C.	GA	SC	NC	Total
January					
2023	543.7	*.*	***	159.2	703.0
2022	241.5	*.*	*.*	178.2	419.7
2021	300.4	72.7	128.1	1,175.3	1,676.5
2020	882.1	76.5	80.5	1,176.7	2,215.9
2019	316.9	46.2	79.7	356.3	799.1

II. Ex-vessel price, (Average dollars per pound, headless, all species)

January	2019	2020	2021	2022	2023
GULF REGION (Florida W.C., Alabama, Louisiana, Mississippi & Texas)					
UN/15	8.08	8.73	7.04	10.24	7.75
15/20	5.43	5.94	5.84	8.55	4.71
21/25	4.44	5.18	4.89	6.73	3.79
26/30	4.07	4.85	4.25	5.39	3.18
31/35	3.72	4.42	3.77	4.37	2.89
36/40	2.77	3.58	3.34	3.82	2.68
41/50	2.46	3.51	3.19	3.57	2.05
SOUTH ATLANTIC (NORTH & SOUTH CAROLINA, GEORGIA & FLORIDA E.C.)					
15/20	4.92	4.98	5.90	6.57	4.12
21/25	4.75	4.42	5.22	6.04	3.22
26/30	4.48	3.87	4.79	5.25	2.19
31/35	3.25	2.73	3.89	3.82	1.41
36/40	2.99	2.47	3.35	2.82	1.24
41/50	2.03	2.08	2.44	2.17	1.53

III. U.S. shrimp imports by type of preparation, (Product weight, thousands of pounds):

January	2019	2020	2021	2022	2023
Shell-on, headless	38,610	53,878	43,519	49,904	47,548
Peeled & Other Peeled	72,493	77,265	98,391	106,044	90,974
Canned	300	591	399	379	538
Breaded	8,457	11,378	10,778	16,384	12,445
Total	119,860	143,112	153,088	172,711	151,505

All Data are Preliminary and Subject to Change

SUMMARIES ARE UPDATED AND FROM STATES TRIP TICKET LANDINGS

.* Data is Confidential

*** Data is Not Available

INTERNET ACCESSIBLE

<https://www.fisheries.noaa.gov/national/commercial-fishing/fishery-market-news>

Section I Landing Summaries are preliminary

Section II Ex-vessel Prices: Average of brown, pink, rock and white headless shrimp.

Section III US Trade in Fishery Products, <https://www.fisheries.noaa.gov/foss/>

Jade B. Chau
NOAA Fisheries
Southeast Fisheries Science Center
Fisheries Statistic Division
Jade.Chau@noaa.gov

SHRIMP STATISTICS, FEBRUARY - 2023

I. Landings, (all species, headless, thousands of pounds):

GULF OF MEXICO

	FL (W.C.)	AL	MS	LA	TX	Total
February						
2023	400.6	971.6	*.*	1,009.0	539.7	2,921.0
2022	1,143.9	886.2	*.*	1,592.7	1,211.4	4,834.2
2021	805.5	654.1	*.*	1,549.9	1,430.3	4,439.8
2020	739.4	450.8	*.*	938.7	1,335.3	3,464.1
2019	605.2	716.6	46.5	911.1	1,205.7	3,485.1
January - February						
2023	854.0	1,914.2	*.*	2,825.5	1,381.0	6,974.6
2022	1,765.5	1,373.5	*.*	5,479.5	2,274.6	10,893.1
2021	1,190.2	1,375.6	*.*	4,667.8	2,287.4	9,520.9
2020	1,227.5	1,150.0	*.*	2,728.2	2,247.0	7,352.7
2019	1,022.8	1,435.0	195.0	2,299.1	2,024.1	6,976.0

SOUTH ATLANTIC

	FL E.C.	GA	SC	NC	Total
February					
2023	209.6	*.*	***	*.*	209.6
2022	96.5	*.*	*.*	46.6	143.1
2021	204.4	*.*	*.*	93.7	298.1
2020	207.2	*.*	15.9	370.0	593.1
2019	132.4	34.5	10.6	104.5	282.0
January - February					
2023	793.9	*.*	***	*.*	793.9
2022	338.0	*.*	*.*	224.8	562.8
2021	504.8	*.*	*.*	1,268.9	1,773.8
2020	1,088.6	*.*	96.4	1,546.8	2,731.8
2019	449.3	80.7	90.3	460.8	1,081.0

II. Ex-vessel price, (Average dollars per pound, headless)

February	2019	2020	2021	2022	2023
GULF REGION (Florida W.C., Alabama, Louisiana, Mississippi & Texas)					
UN/15	8.79	8.93	7.39	10.15	7.32
15/20	5.32	6.07	6.11	8.63	4.75
21/25	4.47	5.70	5.11	6.74	3.75
26/30	4.13	5.05	4.32	5.29	3.07
31/35	3.71	4.41	3.86	4.27	2.76
36/40	2.99	4.00	3.69	4.45	2.46
41/50	2.44	3.57	3.24	3.51	1.96
SOUTH ATLANTIC (NORTH & SOUTH CAROLINA, GEORGIA & FLORIDA E.C.)					
15/20	4.88	5.19	5.94	6.60	***
21/25	4.43	4.73	5.38	5.80	5.45
26/30	4.01	3.73	4.59	5.69	4.00
31/35	2.83	2.82	3.99	3.42	3.63
36/40	2.67	2.49	3.41	2.55	3.03
41/50	2.29	1.63	2.26	2.18	1.93

III. U.S. shrimp imports by type of preparation, (thousands of pounds):

February	2019	2020	2021	2022	2023
Shell-on, headless	32,149.9	43,380.1	35,921.2	46,730.4	37,001.2
Peeled & Peeled Others	54,240.0	60,014.9	71,780.7	86,722.7	71,390.5
Canned	249.1	407.8	553.2	396.7	260.1
Bread	7,857.8	9,647.6	61.7	11,823.1	7,921.8
	94,496.7	113,450.3	108,316.8	145,672.9	116,573.6
January - February	2019	2020	2021	2022	2023
Shell-on, headless	70,757.9	97,256.4	79,437.9	96,637.0	84,549.4
Peeled & Peeled Others	126,734.8	137,279.5	170,172.2	192,769.2	162,365.0
Canned	548.8	998.5	952.2	775.9	797.9
Bread	16,315.2	21,025.5	18,794.9	28,208.8	20,366.4
	214,356.8	256,559.8	269,357.2	318,390.9	268,078.8

All Data are Preliminary and Subject to Change

SUMMARIES ARE UPDATED AND FROM STATES TRIP TICKET LANDINGS

**. * Data is Confidential

*** Data is Not Available

INTERNET ACCESSIBLE

<https://www.fisheries.noaa.gov/national/commercial-fishing/fishery-market-news>

Section I Landing Summaries are preliminary

Section II Ex-vessel Prices: Average of brown, pink, rock and white headless shrimp.

Section III US Trade in Fishery Products, <https://www.fisheries.noaa.gov/foss/>

Jade B. Chau
NOAA Fisheries
Southeast Fisheries Science Center
Fisheries Statistic Division
Jade.Chau@noaa.gov

SHRIMP STATISTICS, March - 2023

I. Landings, (all species, headless, thousands of pounds):

GULF OF MEXICO

	FL(WC)	AL	MS	LA	TX	Total
March						
2023	172.2	704.5	*.*	527.5	1,179.1	2,583.3
2022	451.4	630.5	*.*	348.8	1,317.1	2,747.9
2021	566.4	499.1	*.*	511.7	1,656.0	3,233.3
2020	544.9	491.2	*.*	727.8	1,727.7	3,491.6
2019	382.6	304.5	*.*	549.1	1,510.3	2,746.5
January - March						
2023	1,026.1	2,708.1	*.*	3,398.5	2,570.4	9,703.1
2022	2,217.0	2,004.0	*.*	5,828.3	3,591.7	13,640.9
2021	1,756.6	1,874.7	128.7	5,179.5	3,943.4	12,882.9
2020	1,772.4	1,641.2	137.1	3,456.0	3,974.7	10,981.5
2019	1,405.4	1,739.5	197.0	2,848.2	3,534.4	9,724.5

SOUTH ATLANTIC

	FL E.C.	GA	SC	NC	Total
March					
2023	39.8	*.*	*.*	***	39.8
2022	121.0	*.*	*.*	25.8	146.7
2021	170.2	*.*	*.*	56.1	226.3
2020	114.0	*.*	9.5	66.1	189.6
2019	48.4	*.*	*.*	55.5	103.9
January - March					
2023	833.7	*.*	*.*	*.*	833.7
2022	459.0	*.*	*.*	250.6	709.6
2021	675.0	88.7	137.0	1,325.0	2,225.8
2020	1,202.5	83.7	105.9	1,612.8	3,005.0
2019	449.3	80.7	90.3	460.8	1,081.0

II. Ex-vessel price, (Average dollars per pound, headless)

March	2019	2020	2021	2022	2023
GULF REGION (Florida W.C., Alabama, Louisiana, Mississippi & Texas)					
UN/15	8.88	8.31	7.59	10.10	7.36
16/20	5.40	5.59	6.12	8.53	4.54
21/25	4.39	5.13	5.29	6.87	3.74
26/30	4.12	4.50	4.46	5.48	2.99
31/35	3.69	3.89	3.97	4.30	2.64
36/40	3.05	3.71	3.40	*.*	2.59
41/50	2.60	3.08	3.24	3.65	1.90
SOUTH ATLANTIC (NORTH & SOUTH CAROLINA, GEORGIA & FLORIDA E.C.)					
15/20	5.76	5.17	5.94	6.56	*.*
21/25	4.96	4.53	5.34	5.68	*.*
26/30	4.11	3.64	***	***	*.*
31/35	2.89	***	3.64	4.05	*.*
36/40	2.62	2.30	3.21	2.37	*.*
41/50	2.60	***	2.16	***	***

III. U.S. shrimp imports by type of preparation, (thousands of pounds):

March	2019	2020	2021	2022	2023
Shell-on, headless	36,113.0	29,114.7	47,208.7	52,225.4	42,134.7
Peeled	64,524.6	67,043.9	79,841.3	98,625.1	75,446.2
Canned	775.9	17,371.0	317.4	546.6	711.9
Breaded	6,017.4	268.9	10,710.0	17,040.4	11,150.8
	107,430.8	113,798.6	138,077.4	168,437.5	129,443.7

January - March	2019	2020	2021	2022	2023
Shell-on, headless	106,873.1	166,378.8	126,648.8	148,862.4	126,684.1
Peeled	191,259.4	253,855.3	250,015.7	291,394.4	237,809.0
Canned	1,324.7	62,651.0	1,269.6	1,322.5	1,512.1
Breaded	22,332.5	1,562.7	29,502.7	45,249.2	31,517.3
	321,789.7	484,447.9	407,436.8	486,828.4	397,522.5

All Data are Preliminary and Subject to Change

SUMMARIES ARE UPDATED AND FROM STATES TRIP TICKET LANDINGS

** Data is Confidential

*** Data is not Available

INTERNET ACCESSIBLE

<https://www.fisheries.noaa.gov/national/commercial-fishing/fishery-market-news>

Section I Landing Summaries are preliminary

Section II Ex-vessel Prices: Average of brown, pink, rock & white headless shrimp.

Section III US Trade in Fishery Products, <https://www.fisheries.noaa.gov/foss/>

Jade B. Chau
NOAA Fisheries
Southeast Fisheries Science Center
Fisheries Statistic Division
Jade.Chau@noaa.gov

SHRIMP STATISTICS, April - 2023**I. Landings, (all species, headless, thousands of pounds):****GULF OF MEXICO**

	FL (W.C.)	AL	MS	LA	TX	Total
April						
2023	421.1	655.6	98.6	***	1,377.4	2,552.7
2022	616.5	655.6	53.5	450.7	1,248.8	3,025.1
2021	663.7	487.4	**.	661.9	1,067.7	2,880.8
2020	532.7	330.4	**.	751.4	1,597.6	3,212.1
2019	643.9	542.6	15.0	713.3	1,670.3	3,585.1
January - April						
2023	1,447.2	3,381.3	549.3	3,398.5	3,947.8	12,724.1
2022	2,833.5	2,659.5	155.5	6,279.1	4,840.5	16,768.0
2021	2,420.3	2,362.1	131.6	5,841.4	5,011.2	15,766.6
2020	2,305.1	1,971.6	138.8	4,207.4	5,572.3	14,195.3
2019	2,049.3	2,282.1	212.0	3,561.5	5,204.7	13,309.6

SOUTH ATLANTIC

	FL E.C.	GA	SC	NC	Total
April					
2023	125.8	***	***	**.	125.8
2022	70.6	38.3	52.0	24.7	185.7
2021	71.2	35.7	36.7	37.6	181.2
2020	210.7	165.9	76.1	67.2	519.8
2019	117.0	90.5	37.1	54.8	299.4
January - April					
2023	981.7	150.8	35.3	204.6	1,372.3
2022	529.6	49.4	127.2	275.3	981.6
2021	746.3	124.3	173.7	1,362.6	2,406.9
2020	1,413.2	249.5	182.0	1,680.0	3,524.8
2019	614.7	173.4	134.9	571.0	1,494.0

II. Ex-vessel price, (Average dollars per pound, headless)

April	2019	2020	2021	2022	2023
GULF REGION (Florida W.C., Alabama, Louisiana, Mississippi & Texas)					
UN/15	8.24	6.92	8.25	10.40	7.07
15/20	5.21	5.01	6.49	8.14	4.36
21/25	4.40	4.08	5.43	7.20	3.85
26/30	4.21	3.54	4.57	5.73	3.39
31/35	3.56	3.56	3.89	4.69	2.95
36/40	3.20	3.12	3.81	3.23	2.77
41/50	2.96	2.77	3.15	3.68	***
SOUTH ATLANTIC REGION (NORTH & SOUTH CAROLINA, GEORGIA & FLORIDA E.C.)					
15/20	5.83	4.72	5.94	***	***
21/25	5.25	4.47	5.97	4.13	***
26/30	5.21	4.47	6.67	6.70	***
31/35	4.73	4.04	4.89	3.35	***
36/40	2.75	2.45	7.06	4.60	***
41/50	2.33	4.13	***	***	***

III. U.S. shrimp imports by type of preparation, (thousands of pounds):

April	2019	2020	2021	2022	2023
Shell-on, headless	35,193.8	29,114.7	44,259.5	46,600.4	35,414.2
Peeled & Peeled Others	64,672.3	74,006.9	79,047.8	85,759.5	78,031.7
Canned	286.5	268.9	335.0	615.0	271.1
Breaded	6,996.0	10,408.0	9,980.4	13,822.3	9,718.1
	107,148.6	113,798.6	133,622.8	146,797.1	123,435.2
January - April	2019	2020	2021	2022	2023
Shell-on, headless	142,066.9	166,378.8	171,148.6	195,462.7	162,096.1
Peeled & Peeled Others	255,931.6	276,399.5	329,294.9	377,153.8	315,838.5
Canned	1,611.2	1,562.7	1,604.6	1,937.5	1,781.0
Breaded	29,328.6	40,106.9	39,835.8	59,071.5	41,235.4
	428,938.4	484,447.9	541,883.9	633,625.5	520,951.0

All Data are Preliminary and Subject to Change

SUMMARIES ARE UPDATED AND FROM STATES TRIP TICKET LANDINGS

** Data is not Available or Confidential

*** Data is Not Available

INTERNET ACCESSIBLE

<https://www.fisheries.noaa.gov/national/commercial-fishing/fishery-market-news>

Section I Landing Summaries are preliminary

Section II Ex-vessel Prices: Average of brown, pink, rock and white headless shrimp.

Section III US Trade in Fishery Products, <https://www.fisheries.noaa.gov/foss/>

Jade B. Chau
NOAA Fisheries
Southeast Fisheries Science Center
Fisheries Statistic Division
Jade.Chau@noaa.gov

SHRIMP STATISTICS, MAY - 2023**I. Landings, (all species, headless, thousands of pounds):****GULF OF MEXICO**

-----	FL (W.C.)	AL	MS	LA	TX	Total
-----	-----	-----	-----	-----	-----	-----
May						
2023	393.0	1,322.4	486.5	***	2,851.6	5,053.5
2022	450.0	1,586.8	216.2	9,933.6	2,745.7	14,932.3
2021	412.9	842.5	102.6	4,238.3	2,734.4	8,330.6
2020	436.2	847.3	78.3	3,939.3	2,631.3	7,932.4
2019	682.0	907.0	356.5	6,991.2	2,761.8	11,698.5
January - May						
2023	1,840.2	4,703.7	1,035.8	4,190.5	6,799.4	18,569.6
2022	3,283.5	4,246.3	371.7	16,212.7	7,586.1	31,700.3
2021	2,833.2	3,204.6	234.1	10,079.7	7,745.5	24,097.1
2020	2,741.3	2,819.0	217.2	8,146.7	8,203.6	22,127.7
2019	2,731.3	3,189.1	568.5	10,552.7	7,966.6	25,008.1

SOUTH ATLANTIC

-----	FL E.C.	GA	SC	NC	Total
-----	-----	-----	-----	-----	-----
May					
2023	343.0	182.3	***	62.9	588.3
2022	339.2	293.0	167.9	68.6	868.7
2021	268.5	363.6	372.8	120.9	1,125.8
2020	443.3	432.5	299.8	143.0	1,318.6
2019	383.1	413.6	287.2	126.0	1,209.9
January - May					
2023	1,324.7	333.1	35.3	267.5	1,960.6
2022	868.8	342.4	295.1	343.9	1,850.3
2021	1,014.8	488.0	546.5	1,483.6	3,532.8
2020	1,856.5	682.1	481.8	1,823.0	4,843.4
2019	997.8	587.0	422.1	697.0	2,703.9

II. Ex-vessel price, (Average dollars per pound, headless)

May	2019	2020	2021	2022	2023
GULF REGION (Florida W.C., Alabama, Louisiana, Mississippi & Texas)					
UN/15	8.3	5.7	7.79	10.25	6.05
15/20	4.9	4.3	5.63	6.52	3.74
21/25	4.47	3.71	5.51	5.85	3.16
26/30	4.2	3.36	4.5	4.84	2.59
31/35	3.39	2.89	3.81	4.27	2.31
36/40	3.09	3.24	3.71	3.90	2.46
41/50	2.6	2.4	3.68	3.42	1.54
SOUTH ATLANTIC REGION (NORTH & SOUTH CAROLINA, GEORGIA & FLORIDA E.C.)					
15/20	5.03	6.42	4.72	5.99	*.*
21/25	5.06	4.54	6.61	6.82	4.43
26/30	5.17	4.58	5.61	6.51	4.16
31/35	4.76	3.72	3.99	4.98	*.*
36/40	2.87	2.30	3.70	5.40	*.*
41/50	2.69	2.36	2.26	4.16	*.*

III. U.S. shrimp imports by type of preparation, (thousands of pounds):

May	2019	2020	2021	2022	2023
Shell-on, headless	38,334.8	28,356.5	53,446.5	53,153.3	39,981.3
Peeled	69,415.6	45,976.6	109,782.6	96,361.5	86,943.1
Canned	551.0	357.1	350.5	480.5	619.4
Breaded	9,793.1	8,708.6	13,403.5	15,127.2	9,693.9
	118,094	83,399	176,983	165,122	137,238

January - May	2019	2020	2021	2022	2023
Shell-on, headless	180,401.7	194,667.0	224,592.9	248,618.2	202,079.6
Peeled	325,345.0	322,206.3	439,077.5	473,515.3	402,781.6
Canned	2,162.3	1,919.8	1,955.1	2,418.0	2,402.5
Breaded	39,121.6	48,859.6	53,239.3	74,198.6	50,929.3
	547,031	567,653	718,865	798,750	658,193

All Data are Preliminary and Subject to Change

SUMMARIES ARE UPDATED AND FROM STATES TRIP TICKET LANDINGS

**** Data is not Available or Confidential**

***** Data is Not Available**

Section I Landing Summaries are preliminary

Section II Ex-vessel Prices:Average of brown, pink, rock and white headless shrimp.

Section III US Trade in Fishery Products, <https://www.fisheries.noaa.gov/foss/>

INTERNET ACCESSIBLE

<https://www.fisheries.noaa.gov/national/commercial-fishing/fishery-market-news>

Jade B. Chau
NOAA Fisheries
Southeast Fisheries Science Center
Fisheries Statistic Division
Jade.Chau@noaa.gov

SHRIMP STATISTICS, JUNE - 2023**I. Landings, (all species, headless, thousands of pounds):****GULF OF MEXICO**

	FL (W.C.)	AL	MS	LA	TX	Total
June						
2023	16.0	1,952.9	699.7	2,922.4	2,703.0	8,293.9
2022	204.6	1,820.1	682.9	8,471.5	4,518.3	15,697.3
2021	700.0	1,864.8	666.7	7,610.3	3,185.2	14,027.0
2020	795.0	1,742.3	670.3	5,363.8	2,857.1	11,428.6
2019	551.8	1,852.6	687.9	9,210.3	2,872.6	15,175.1
January - June						
2023	1,856.2	6,998.5	1,735.5	12,491.3	10,479.9	33,561.5
2022	3,488.2	6,066.4	1,054.5	24,684.2	12,104.4	47,397.6
2021	3,533.2	5,069.4	900.9	17,690.0	10,930.7	38,124.2
2020	3,536.3	4,561.3	887.5	13,510.5	11,060.7	33,556.2
2019	3,283.0	5,041.7	1,256.4	19,763.0	10,839.2	40,183.2

SOUTH ATLANTIC

	FL (E.C.)	GA	SC	NC	Total
June					
2023	54.8	60.8	***	*.	115.6
2022	338.7	299.7	168.6	66.6	873.6
2021	576.6	592.3	340.3	242.4	1,751.7
2020	826.5	503.1	297.5	147.6	1,774.7
2019	486.9	385.6	313.5	87.6	1,273.5
January - June					
2023	1,379.5	543.4	35.3	273.2	2,231.5
2022	1,207.5	642.2	463.7	410.5	2,723.9
2021	1,591.4	1,080.3	886.8	1,726.0	5,284.5
2020	2,683.1	1,185.2	779.3	1,970.6	6,618.1
2019	1,484.7	972.6	735.6	784.6	3,977.4

II. Ex-vessel price, (Average dollars per pound, headless)

June	2019	2020	2021	2022	2023
GULF REGION (Florida W.C., Alabama, Louisiana, Mississippi & Texas)					
UN/15	8.63	6.64	8.22	7.31	6.15
15/20	5.12	4.60	6.43	5.52	3.34
21/25	4.59	4.11	5.64	4.88	3.05
26/30	4.22	3.60	4.98	4.23	2.34
31/35	3.70	3.32	4.14	3.82	2.11
36/40	3.12	2.72	3.68	3.29	1.85
41/50	2.34	2.85	3.66	2.94	1.42
SOUTH ATLANTIC (NORTH & SOUTH CAROLINA, GEORGIA & FLORIDA E.C.)					
15/20	5.40	6.27	6.39	7.53	***
21/25	5.00	4.61	5.81	6.68	4.49
26/30	4.46	4.83	5.38	6.46	4.17
31/35	4.08	3.35	4.18	4.00	***
36/40	2.91	3.27	4.07	4.88	***
41/50	2.65	2.78	3.16	3.95	***

III. U.S. shrimp imports by type of preparation, (thousands of pounds):

June	2019	2020	2021	2022	2023
Shell-on, headless	37,827.8	44,365.3	57,793.1	53,016.7	39,240.7
Peeled	68,633.1	58,915.0	99,714.0	104,677.8	87,741.0
Canned	544.4	182.9	429.8	240.3	390.1
Breaded	8,653.5	8,860.7	11,311.7	11,452.8	8,878.4
	115,659	112,324	169,249	169,387	136,250

January - June	2019	2020	2021	2022	2023
Shell-on, headless	218,154.5	239,034.5	282,386.0	301,634.9	241,320.3
Peeled	393,861.4	381,121.3	538,791.5	578,190.8	490,524.8
Canned	2,708.9	2,102.8	2,384.9	2,658.2	2,792.7
Breaded	47,775.2	57,720.3	64,551.0	85,651.5	59,807.7
	662,500	679,979	888,113	968,135	794,445

All Data are Preliminary and Subject to Change

SUMMARIES ARE UPDATED AND FROM STATES TRIP TICKET LANDINGS

**** Data is not Available or Confidential**

***** Data is Not Available**

-
- Section I Landing Summaries are preliminary
- Section II Ex-vessel Prices: Average of brown, pink, rock and white headless shrimp.
- Section III US Trade in Fishery Products, <https://www.fisheries.noaa.gov/foss/>

INTERNET ACCESSIBLE

<https://www.fisheries.noaa.gov/national/commercial-fishing/fishery-market-news>

Jade B. Chau
NOAA Fisheries
Southeast Fisheries Science Center
Fisheries Statistic Division
Jade.Chau@noaa.gov

EXHIBIT I-9

ASPA MEMBER AGGREGATED DATA

(Quantity in thousands of pounds, value in \$1,000)					
Item	2020	2021	2022	Jan - Jun 2022	Jan - Jun 2023
Average production capacity (quantity)	393,850	394,320	403,090	198,448	193,242
Beginning-of-period inventories (quantity)	21,506	22,072	25,218	25,292	28,213
Production (quantity)	120,333	136,953	119,827	52,094	44,841
U.S. shipments					
Commercial shipments:					
Quantity of commercial shipments	125,485	134,829	115,041	54,916	48,685
Value of commercial shipments	563,795	677,302	520,021	269,033	197,247
Internal Consumption:					
Quantity of internal consumption	1,755	1,780	1,710	1,055	1,325
Value of internal consumption	7,762	7,796	8,010	5,370	4,430
Transfers to related firms:					
Quantity of transfers	0	0	0	0	0
Value of transfers	0	0	0	0	0
Export Shipments:					
Quantity of export shipments	0	0	0	0	0
Value of export shipments	0	0	0	0	0
End-of-period inventories (quantity)	20,990	25,300	30,501	19,605	22,364
Employment data:					
Average number of Production Related Workers (PRWs) (number)	982	1,069	1,094	948	856
Hours worked by PRWs (1,000 hours)	2,185	2,254	2,172	973	916
Wages paid to PRWs (value -\$000s)	34,549	37,088	36,654	16,507	15,379

(Quantity in thousands of pounds, value in \$1,000)					
Item	2020	2021	2022	Jan - Jun 2022	Jan - Jun 2023
Net sales quantities:					
U.S. Commercial Shipments	125,952	133,663	114,326	54,520	47,012
Internal Consumption	1,755	1,780	1,710	1,055	325
Transfers	0	0	0	0	0
Exports	0	0	0	0	0
Total Net Sales Quantities	127,707	135,443	116,036	55,575	47,337
Net sales values:					
U.S. Commercial Shipments	569,076	676,662	516,054	270,217	195,177
Internal Consumption	8,037	8,071	8,285	5,644	2,450
Transfers	0	0	0	0	0
Exports	0	0	0	0	0
Total Net Sales Values	577,113	684,733	524,339	275,861	197,627
Cost of goods sold:					
Raw Materials	439,691	554,000	402,848	208,096	130,275
Direct Labor	31,245	33,200	33,083	15,383	14,142
Other Factory Costs	47,532	43,644	39,612	30,763	31,337
Total Cost of Goods Sold	518,468	630,843	475,543	254,243	175,755
Gross profit or (loss)	58,645	53,890	48,796	21,619	21,872
Selling, general and administrative (SG&A) expenses	41,405	49,509	46,748	20,739	21,123
Operating income or (loss)	17,240	4,381	2,048	880	748
Other income and expenses:					
Interest expense	3,933	3,226	4,716	2,378	3,017
All other income or expenses, net	-7,906	-10,174	-8,219	-3,076	-757
Net income or (loss) before income taxes	9,334	-5,793	-6,171	-2,196	-9
Depreciation/amortization included above	3,627	6,105	3,793	1,309	1,727

EXHIBIT I-10

PUBLIC VERSION

Barcode:4452963-09 C-552-838 INV - Investigation -

Support for Petitions on Frozen Warmwater Shrimp from Ecuador, India, Indonesia, and Vietnam

Company name	Fulton Seafood, Inc.
Certifying official name	Thai Huynh
Street address	2818 McKinney St., Houston, Texas 77003
Telephone	713-228-6931 (Office) 713-409-0973 (Cell)
Fax	713-228-8010
Email	Thai.huynh@fultonsfd.com
Website address	www.fultonsfd.com

My firm supports the petitions on imports of frozen warmwater shrimp (check all that apply):

- Ecuador Antidumping
- Ecuador Countervailing Duty
- India Countervailing Duty
- Indonesia Antidumping
- Indonesia Countervailing Duty
- Vietnam Countervailing Duty

In 2022, my firm processed [] pounds of headless warmwater shrimp.

Is your firm related to a foreign producer or exporter of frozen warmwater shrimp? []

Is your firm an importer or related to an importer of frozen warmwater shrimp? []

I hereby certify that I have read the information contained herein, and the information contained herein is accurate and complete to the best of my knowledge.

Signature: THAI HUYNH

Date: 09/29/2023

Please return to:
Elizabeth J. Drake
Schagrin Associates
900 Seventh Street, NW, Suite 500
Washington, DC 20001
Email: edrake@schagrinassociates.com
Fax: 1-202-429-2522

PUBLIC VERSION

Barcode:4452963-09 C-552-838 INV - Investigation -

**Support for Petitions on Frozen Warmwater Shrimp
from Ecuador, India, Indonesia, and Vietnam**

Company name	Texas Pack, Inc.
Certifying official name	Ray McLaughlin
Street address	508 Port Road * Port Isabel, Texas
Telephone	956-943-5461
Fax	956-943-6630
Email	<u>ray@texaspack.net susie@texaspack.net</u>
Website address	

My firm supports the petitions on imports of frozen warmwater shrimp (check all that apply):


- | | |
|---|---|
| <input checked="" type="checkbox"/> Ecuador Antidumping | <input checked="" type="checkbox"/> Indonesia Antidumping |
| <input checked="" type="checkbox"/> Ecuador Countervailing Duty | <input checked="" type="checkbox"/> Indonesia Countervailing Duty |
| <input checked="" type="checkbox"/> India Countervailing Duty | <input checked="" type="checkbox"/> Vietnam Countervailing Duty |

In 2022, my firm processed [] pounds of headless warmwater shrimp.

Is your firm related to a foreign producer or exporter of frozen warmwater shrimp? []

Is your firm an importer or related to an importer of frozen warmwater shrimp? []

I hereby certify that I have read the information contained herein, and the information contained herein is accurate and complete to the best of my knowledge.

Signature: 

Date: 10/18/2023

Please return to:
Elizabeth J. Drake
Schagrin Associates
900 Seventh Street, NW, Suite 500
Washington, DC 20001
Email: edrake@schagrinassociates.com
Fax: 1-202-429-2522

EXHIBIT I-11

Petitions on Frozen Warmwater Shrimp from Ecuador, India, Indonesia, and Vietnam - Boat Support Forms

	Vessel Name	Certifying Official Name		Pounds (headless)	Pounds (headon)	
1	50/50	Kevin Dupre	[]
2	7 Long		[]
3	Abigail Elise	Earl Plaisance	[]
4	Abrigo Trawlers Inc	Francisco Abrigo	[]
5	Aguilar Brothers Inc	Ricardo Aguilar	[]
6	Aguilar Limon Inc	Ricardo Aguilar	[]
7	Aguilar Shrimp Co. Inc	Ricardo Aguilar	[]
8	Aiden Boy	Phong Van Bui	[]
9	Alicia Marie & Alicia Marie II	Bruce Guerre III	[]
10	Alma Marie	Mari Purata	[]
11	Alpasito Inc	Francisco Abrigo	[]
12	Amanda Marie	Angela C Portier	[]
13	Amelia G	Joseph Garcia	[]
14	Andy	Dan Van Nguyen	[]
15	Andy Nguyen	Andy Nguyen	[]
16	Anh Quoc	Luoc Vo	[]
17	Apache	Roberto Muniz	[]
18	Apalachee Girl	Apalachee Girl Inc.	[]
19	Aparicio Trawlers Inc.	David Aparicio/Marcos C. Aparicio	[]
20	Arroya Cruz	Harley Londrie	[]
21	Bama Express V	Phu Tran	[]
22	Barbara Elaine	Dominick Ficarino	[]
23	Bay King		[]
24	Bayou Queen	Mark Boudreaux	[]
25	Bayou Tide	Bobby C. Devaney Jr.	[]
26	Bear A Bull	Hung V. Tran	[]
27	Beau Rivage	William Brown	[]
28	Bella	Edward Garcia Jr	[]
29	Bety	Marco Castellanos	[]
30	Big Ben	D Phan	[]
31	Big Lucas	Dinh Nguyen	[]
32	Big Momma		[]
33	Binh Minh II	Loc Nguyen	[]
34	Blind Faith	Guadalupe Ochoa	[]
35	Blind Faith II	Guadalupe Ochoa	[]
36	Blue Ocean	Tim Nguyen	[]
37	Blue Sky	Vu Nguyen	[]
38	Bluewater II	Gayle Dardar	[]
39	Boss Man	Jeanne Enclade	[]
40	Bossman	Dominick Ficarino	[]
41	Brava Cruz	Harley Londrie	[]
42	Breelyn Jade	Dion Autllement	[]
43	Brett Anthony	Mark Van Vo	[]
44	Broncos		[]
45	Brooke Ashley	Merlin Savoie Jr.	[]
46	Brother	Thang Van Lai	[]
47	Cam's Grandparents Inc.	Benjamin Lopez	[]
48	Candyman	Hilda Sanders	[]
49	Capt A&T	Trang Nguyen	[]
50	Capt Aidan	Jose Garcia	[]
51	Capt Andre	Kelvin Nguyen	[]
52	Capt Andy	Anh Tran	[]
53	Capt Andy	Nhi Tra	[]
54	Capt Anthony	Tracy Trahan	[]
55	Capt B	Alvin Plaisance	[]
56	Capt B 2.0	Briar Plaisance	[]
57	Capt Bailey	Song Vo	[]

	Vessel Name	Certifying Official Name		Pounds (headless)	Pounds (headon)	
58	Capt Beb	Jared Theriot	[]
59	Capt Brandon	Hieu Vo	[]
60	Capt Brian	Minh Chau	[]
61	Capt C	Jasper Badden	[]
62	Capt Conrad	Jasper Badden	[]
63	Capt Dan Inc.	Nham Nguyen	[]
64	Capt Danny	Bac Nguyen	[]
65	Capt Doan	Tran Van Daon	[]
66	Capt Dominic	Dominic Huynh	[]
67	Capt Eric III	Hung Van Huynh	[]
68	Capt Ethan	Tony Tran	[]
69	Capt Giang	Giang Von Nguyen	[]
70	Capt J	Jasper Badden	[]
71	Capt J&R	Quoc Nguyen	[]
72	Capt Jaden	Joshua Lirette	[]
73	Capt Jenny	Elizabeth Torres	[]
74	Capt Jetty	Jessie LeCompte	[]
75	Capt John		[]
76	Capt John Du	John Du	[]
77	Capt Joseph II	Muci Tran	[]
78	Capt Le	Lan Anh Nguyen	[]
79	Capt Liam	Larry Dao Le	[]
80	Capt Lincoln	Linh Tong	[]
81	Capt LT	Peter Nguyen	[]
82	Capt Magic	Julie Nguyen	[]
83	Capt Mai	Thomas Thai	[]
84	Capt Mathew	Cindy Nguyen	[]
85	Capt Michael II	Hung Manh Nguyen	[]
86	Capt Michael III	Minh Kim Nguyen	[]
87	Capt Mike Tran	Mike H. Tran	[]
88	Capt Mike Tran 580021	Mike Tran	[]
89	Capt Nathan	Tony Tran	[]
90	Capt Nender Inc.	Daris Reyes	[]
91	Capt Nguyen	Hoang Nguyen	[]
92	Capt Peter	Peter Truong	[]
93	Capt Peter II	Liem Thanh Truong	[]
94	Capt Ricky	Ly Van Tran	[]
95	Capt Ron	Ruyen Vu	[]
96	Capt Ryan	Richard Vo	[]
97	Capt Ryan	Su Le	[]
98	Capt Sam	Elizabeth Torres	[]
99	Capt Sang	Nuong Nguyen	[]
100	Capt Scott	Cindy Nguyen	[]
101	Capt T	Dong Van Tran	[]
102	Capt Tai	Tien Bui	[]
103	Capt Tai Loi	Loc Van Tran	[]
104	Capt Thuan	Dien Huynh	[]
105	Capt Tommy	Tommy Van Pham	[]
106	Capt Tony		[]
107	Capt Tuan		[]
108	Capt TV	Trung Vu Owner	[]
109	Capt Wallace B	Denny Lopez	[]
110	Capt. Alvin	Hang X. Nguyen	[]
111	Capt. Andrew	Cathy Huynh	[]
112	Capt. Anthony		[]
113	Capt. Bubba	Joseph Garcia	[]
114	Capt. Can	Thanh Thi Nguyen	[]
115	Capt. Charles Vance	Charles Rodriguez	[]
116	Capt. D II	David Ngo	[]
117	Capt. Dennis		[]

	Vessel Name	Certifying Official Name		Pounds (headless)	Pounds (headon)	
118	Capt. Doan II	Tran Van Daon	[]
119	Capt. Eddie	Edward Garcia Jr	[]
120	Capt. Edwin	Daris Reyes	[]
121	Capt. EG IV	Edward Garcia Jr	[]
122	Capt. Enjoy		[]
123	Capt. Johnny I	Tham Huynh	[]
124	Capt. Johnny II	Tham Huynh	[]
125	Capt. Johnny III	Tham Huynh	[]
126	Capt. Lucas	Edward Garcia Jr	[]
127	Capt. Nicholas	Edward Garcia Jr	[]
128	Capt. Phillip	Anna Phan	[]
129	Capt. Thanh II	Anna Phan	[]
130	Capt. Trayse	Bobby C. Devaney Jr.	[]
131	Captain Billy		[]
132	Captain Dragon	Buom Nguyen	[]
133	Captain Edward	Edward Garcia Jr	[]
134	Captain Harrison	Ky Do	[]
135	Captain HW	Debra Hicks	[]
136	Captain Justin II	Tien Le	[]
137	Captain Le		[]
138	Captain Le	Ven Ly	[]
139	Captain Paul	Loc Dinh Nguyen	[]
140	Captain Steven	Nguyen Hien	[]
141	Captain TN	Ba Nguyen	[]
142	Captain Truong Phi	Isidro Salas III	[]
143	Captain Wera	Javier Hernandez	[]
144	Carmelita	Harley Londrie	[]
145	Casey Luck	John Quang	[]
146	Castellano's Corp	Marcos Herdanez	[]
147	Cathy Ann	Denny Lopez	[]
148	Centurion	Guadalupe Ochoa	[]
149	Chad Anthony	Angela C Portier	[]
150	Challenge	Elizabeth Torres	[]
151	Chamreon Kang	Chamreon Kang	[]
152	Chanda Vong	Ron Vong	[]
153	Columbus I	Hoa Thi Ngo	[]
154	Cong Phuoc	Phuoc Thuong	[]
155	Cong Son	Sony Thuong	[]
156	Cong Son I	Hue Thi Phan	[]
157	Cong TOT	Tot Cong Thuong	[]
158	Country Boy	Guadalupe Ochoa	[]
159	Country Girl	Lillie Kraver	[]
160	Cruzito Inc.	Egmidio Cruz	[]
161	Cuevas Pride	Edward Cuevas Jr	[]
162	D&C Seafood Inc.	Duong Tran	[]
163	Dararith Sak	Dararith Sak	[]
164	Dawn Renee	Debra Hicks	[]
165	Desire	Marisela Hernandez	[]
166	Dinh Phan	Dinh Phan	[]
167	Dolphin	Co Van Mai	[]
168	Don Nico	Hilario Pimienta	[]
169	Don Paco	Marco Castellanos	[]
170	Dona Lupe	Edward Cuevas Jr	[]
171	Donovan Tien		[]
172	Donovan Tien II	Lien-Chau Vien Nguyen	[]
173	Dorada Cruz	Harley Londrie	[]
174	Drury Boys	Kevin Drury	[]
175	Drury Legacy	Kevin Drury	[]
176	Duc V Mai	Nha Trang	[]
177	Dung Thi Bui	Dung Thi Bui	[]

	Vessel Name	Certifying Official Name		Pounds (headless)	Pounds (headon)	
178	Dustin Vo	Dustin Vo	[]
179	Dying Breed	Dylan Duplantis	[]
180	Dylan Boy	Jeanh Kieu Quach-Nguyen	[]
181	Dyno Mike	Cindy Nguyen	[]
182	E&J Trawlers Inc.	Eugenio Fuentes	[]
183	Ebb Tide	Bobby C. Devaney Jr.	[]
184	Edrick & Joanna	Edward Cuevas Jr	[]
185	EJ & Joey	Edward Cuevas Jr	[]
186	El Abuelo	Hilario Pimienta	[]
187	Elvidloan	Loan Le	[]
188	Emily Ariel	Jeremy Zirlott	[]
189	Emmanuel	Jody Chauvin	[]
190	Enterprise	Chan Dinh	[]
191	Eric Huynh	Dung Van Huynh	[]
192	Ernest J Verdin	Ernest Verdin	[]
193	Espada	Jorge Gonzalez	[]
194	Eugene Trawlers Inc	Jose Guellen	[]
195	Evening Tide	Bobby C. Devaney Jr.	[]
196	Fatima Rose		[]
197	Fiesta Cruz	Harley Londrie	[]
198	Five Lopez Bro's	Benjamin Lopez	[]
199	Footprint	Guadalupe Ochoa	[]
200	Forgiven	Gerald N. Miller	[]
201	Francis Brothers	Phuoc Nguyen	[]
202	G&S Trawlers Inc.	Gerald Pockrus	[]
203	G.D. Ventures II	Gerald Pockrus	[]
204	Galilee	Eric Tran	[]
205	Gina Ann	Debra Hicks	[]
206	God's Gift	Craig Theriot	[]
207	God's IV Diamonds	Lecel Kimball	[]
208	Golden Star II	Billy Nghiem	[]
209	Golden Star II	Billy Nghiem	[]
210	Good News	Guadalupe Ochoa	[]
211	Good News II	Guadalupe Ochoa	[]
212	Good News III	Guadalupe Ochoa	[]
213	Good News IV	Guadalupe Ochoa	[]
214	Good News V	Guadalupe Ochoa	[]
215	Grandma	Joseph Garcia	[]
216	Grumpy LA	Norng Pila Liv	[]
217	Guardian Angel	Trung Vu	[]
218	Guilding Light	An Nguyen	[]
219	Gulf Challenger	Andy Hai Huynh	[]
220	Gulf Shrimp	Bill Quang Nguyen	[]
221	Gulf Viking	Dung Bui	[]
222	Gunsmoke	Franklin Parker	[]
223	Hai V Tong	Hai Tong	[]
224	Hai Viet	Hai Pham	[]
225	Hanh Phuc	Lam Duy Tran	[]
226	Heaven's Gate	Guadalupe Ochoa	[]
227	Hengly Seng		[]
228	Hercules	Jorge Gonzalez	[]
229	Hermosa Cruz	Harley Londrie	[]
230	High Plains Drifter	Guadalupe Ochoa	[]
231	High Tide	Bobby C. Devaney Jr.	[]
232	Hope	Dominic Trung Nguyen	[]
233	Huy Hoang		[]
234	Integrity	Charles Rodriguez	[]
235	International Seafood Inc.	Dung Thi Bui	[]
236	Isabelle	Alfred Aparicio	[]
237	J and J 2021	Tuan Tran	[]

	Vessel Name	Certifying Official Name		Pounds (headless)	Pounds (headon)	
238	J&J Elite	My Nguyen	[]
239	J&T	Vinh Van Nguyen	[]
240	J.C. Le	Cuong Le	[]
241	JackyLee	Ngoe Tran	[]
242	Jacob A.	David Aparicio/Ernest Aparicio	[]
243	Jacob Doan	My Nguyen	[]
244	Jennifer & David	Dixe Sanh Le	[]
245	Jenny Jasmine	Han Nguyen	[]
246	Jenny Jasmine	Han Van Nguyen	[]
247	Jenson Joseph	Angela C Portier	[]
248	Jeremy Le	Ky Van Le	[]
249	Jessica Ann	Jesse Delgado	[]
250	Johnathan N	Mommie Nguyen	[]
251	Johnny Le		[]
252	Jon Boy	Hoan Nguyen	[]
253	Jonathan Boy II	James Quach	[]
254	Joseph Anthony	Dominick Ficarino	[]
255	Joseph Vu	Tony Tung Vu	[]
256	Josey Wales	Alena LeCompte	[]
257	Joya Cruz	Harley Londrie	[]
258	Just Right	Calvin Solet	[]
259	Justin Dang I	Kimberly Hoang	[]
260	Justin Dang II	Kimberly Hoang	[]
261	Justin Dang III	Kimberly Hoang	[]
262	Kelsey & Madie	Thuy Vu	[]
263	Kenneth Boy	Cristina Lam	[]
264	Kenneth Le	Kenneth Le	[]
265	Kenny D	Tu Duong	[]
266	Kevin Rico	Kim Mai Nguyen	[]
267	Khai Tran	Khai Tran	[]
268	Kiko Trawlers, LLC	Juan Esquivel	[]
269	Kim Long	Hau Nguyen	[]
270	Kim Long	Nhanh Nguyen	[]
271	Kim Thuy		[]
272	Kimberly Celeste, Inc.	Jeremy Zirlott	[]
273	Kimmi Jaye	Toby Dufrene	[]
274	Kimmy	Truc Nguyen	[]
275	King Joseph	Joseph Son Pham	[]
276	King of the Sea	Thoang Van Bui	[]
277	Kris & Cody	Tony Anthony Nguyen	[]
278	Krista Lynn		[]
279	LA 4298 FS	Shawn Verdin	[]
280	LA 6833 GE	David Le	[]
281	LA 9299 FS	Paul Verdi	[]
282	La Fe	Austin Lee Trahan	[]
283	La Pacha	Marco Castellanos	[]
284	LA0001AA	Seng Lim	[]
285	LA1017BA	Hung Ho	[]
286	LA1202AY	Phat Soeung	[]
287	LA1400FD	Thanh Hoang Ngo	[]
288	LA1469FP	Quan Ngo	[]
289	LA1917FJ	Hong Hanh Le	[]
290	LA2043BL	Kevin Khoevin	[]
291	LA215869E980	Mikeal Berthelot	[]
292	LA2343EU	Sophorn Seung	[]
293	LA2367EF	Bien Van Nguyen	[]
294	LA2678 AB	Chinh Nhan	[]
295	LA2722CA	Louis McAnespy	[]
296	LA3176 FF	Hien Van Vo	[]
297	LA3213BN	Sinh Pham	[]

	Vessel Name	Certifying Official Name		Pounds (headless)	Pounds (headon)	
298	LA3466FP	Roy Neal Jr	[]
299	LA3470CA	Suong Hang	[]
300	LA3470CA	Maleena Kim	[]
301	LA-3722CA	Phally Kuth	[]
302	LA3817ET	Louis McAnespy	[]
303	LA3887FC	Louy Mok	[]
304	LA4107BU	Mao Nguyen	[]
305	LA4321CA	Phanith Nuon	[]
306	LA4556AP	Phuong Lu	[]
307	LA4582BB	Que Van Le	[]
308	LA5001BK	Hung Nguyen	[]
309	LA-5009 BT	Rodney Parfait	[]
310	LA5199BS	Vinh Tran	[]
311	LA5506CA	Charlie Trinh	[]
312	LA5513GD	Shawn Verdin	[]
313	LA5639FY	Shawn Verdin	[]
314	LA6020GD	Micheal Champlin	[]
315	LA6403GC	Louis McAnespy	[]
316	LA6545EN	Tuyen Vu	[]
317	LA6615FP	Vu Ngo	[]
318	LA6815FV	Samay Son	[]
319	LA6855FM	Linh Ngo	[]
320	LA7831GB	Sovann Kay	[]
321	LA8170FY	Dinh Nguyen	[]
322	LA8746FW	Sambo Kang	[]
323	LA8802BC	Phuong Tran	[]
324	LA9603BA	Thanh Tang	[]
325	LA9647FE	Tong Vo	[]
326	Lady Alison	Anna Phan	[]
327	Lady Bethany		[]
328	Lady Catherine	Richard Brockly	[]
329	Lady Cathy	Andy Hai Huynh	[]
330	Lady Christine	Cu Minh Nguyen	[]
331	Lady Denise	Gerald N. Miller	[]
332	Lady Donna	Ranzal Pomangue Sr.	[]
333	Lady E	Carlton Reyes	[]
334	Lady Grace	Jared Serall	[]
335	Lady Inez	Jose Martinez	[]
336	Lady Jennie	Anna Phan	[]
337	Lady Joann		[]
338	Lady Joanna	Charles Rodriguez	[]
339	Lady Lily	Anna Phan	[]
340	Lady Lisa	Edward Cuevas Jr	[]
341	Lady Lynn	Neang Vong	[]
342	Lady Madison	Anna Phan	[]
343	Lady Makaela	Anna Phan	[]
344	Lady Margaret IV	Tu Tran	[]
345	Lady Margie	Hilda Sanders	[]
346	Lady Marie	Thuy Vu	[]
347	Lady Marie	Paul Pierre	[]
348	Lady Nicki	James Corkran	[]
349	Lady Oti	Jose Castro	[]
350	Lady Patricia	Patricia Enclade	[]
351	Lady Robin	Orlando Ochoa	[]
352	Lady S&Y		[]
353	Lady Tiffany	Lindsey Burroughs, Jr.	[]
354	Lady Tina	Julie Hoang	[]
355	Lady Trini	Edward Cuevas Jr	[]
356	Lady Whitney	Kim Nguyen	[]
357	Lam L. Son	Lam L. Son	[]

	Vessel Name	Certifying Official Name	Pounds (headless)	Pounds (headon)
358	Lancero	Jorge Gonzalez	[]
359	Le Family		[]
360	Le Family II		[]
361	Le Phan	Le Phan	[]
362	Letisha Trinae	Jose Martinez	[]
363	Libertad	Jorge Gonzalez	[]
364	Liberty 1	Chau Cao	[]
365	Lil C	Curtis Cortez	[]
366	Lisa Gema	Carlton Reyes	[]
367	Little David	David Aparicio	[]
368	Little Ernie	Ernest Aparicio	[]
369	Little St. Vincent	Alfred Aparicio	[]
370	Loi Van	Loi Van	[]
371	Lone Star	Clay Theriot III	[]
372	Lonestar Gypsy	Ernest Aparicio	[]
373	Long Beach	Dany Vo	[]
374	Lori Dawn VI	Ernest Aparicio	[]
375	Los Gueros	Ismael Garcia	[]
376	Los Nietos	Edward Cuevas Jr	[]
377	Los Primos	Javier Hernandez	[]
378	Lovely Daddy	Hiep Pham	[]
379	Lovely Daddy II	Hiep Pham	[]
380	Lovely Mother	Khiem Quang Nguyen	[]
381	Loverboy	Hien Nguyen	[]
382	Lucky 9	Hung Tran	[]
383	Lucky Aaron	Cindy Nguyen	[]
384	Lucky Cooper		[]
385	Lucky Damian	Roberto Muniz	[]
386	Lucky Day	Loi Le	[]
387	Lucky Duong		[]
388	Lucky Dustin	Cindy Nguyen	[]
389	Lucky Emily		[]
390	Lucky Ethan	Tony Tran	[]
391	Lucky Forever		[]
392	Lucky I		[]
393	Lucky III		[]
394	Lucky Johnny	Isidn Salas III	[]
395	Lucky Kim	Minh Le	[]
396	Lucky Lily	Cindy Duong	[]
397	Lucky Lim	Chhay Lim	[]
398	Lucky Nikki		[]
399	Lucky Parker	Cindy Nguyen	[]
400	Lucky Peter	Cindy Nguyen	[]
401	Lucky Red II	Thanh Nguyen	[]
402	Lucky Star	Nga Thi Nguyen	[]
403	Lucky Star	Frank Keath	[]
404	Lucky Star	Huynh Nguyen	[]
405	Lucky Star	Sunny Nguyen	[]
406	Lucky Star	Nhan Quoc Tran	[]
407	Lucky Star	Thanh Nguyen	[]
408	Lucky Star I	Hahn Nguyen	[]
409	Lucky T&H	Trang Duong	[]
410	Lucky Timmy	Nisa Pham	[]
411	Lucky Tommy	Peter Van Nguyen	[]
412	Lucky Tommy	Peter Nguyen	[]
413	Lyla Belle	Joseph Garcia	[]
414	Lyly Hong Vo	Lyly Vo	[]
415	Madame Myong	Canh Van Nguyen	[]
416	Madera Cruz	Harley Londrie	[]
417	Madison Elizabeth	Paul Pierre	[]

	Vessel Name	Certifying Official Name		Pounds (headless)	Pounds (headon)	
418	Maha Sia	Say Plork	[]
419	Mai Van	Thanh Quoc Tran/Uyen Tho Vo	[]
420	Marcos	Marco Castellanos	[]
421	Maria Powell III	Elaine Tran	[]
422	Maria Victoria		[]
423	Mariachi	Jorge Gonzalez	[]
424	Marie Teresa	Khanh Vu	[]
425	Martinez Trawlers, LLC	Jose Martinez	[]
426	Mary Bea	Mary Bea Inc.	[]
427	Mary Kalei Shrimp Co.	Mary Kalei	[]
428	Master DJ	Edward Cuevas Jr	[]
429	Master Andrew	Anna Phan	[]
430	Master Andrew	Tuan Tran	[]
431	Master Bren		[]
432	Master Collin	Devin Cheramie	[]
433	Master Dean	Joseph Dean	[]
434	Master DNII		[]
435	Master Donovan	Roy Neal	[]
436	Master Dustin	Cindy Nguyen	[]
437	Master Dustin II	Cindy Nguyen	[]
438	Master Dylan	Cindy Nguyen	[]
439	Master Dylan		[]
440	Master Hai		[]
441	Master Hayden	Henry Huynh	[]
442	Master Huy	Hoang Phan	[]
443	Master James Jr	James Galloway	[]
444	Master Jimmy	Thanh V. Do	[]
445	Master JMP	Gerald Pockrus	[]
446	Master John	Hon Huu Nguyen	[]
447	Master Johnny	Den Nguyen	[]
448	Master Kingston	Anna Phan	[]
449	Master M	Jasmine Le	[]
450	Master NT	Eric Tran	[]
451	Master Pete	Gerald Pockrus	[]
452	Master Peter	Dinh Nguyen	[]
453	Master Preston	Anna Phan	[]
454	Master Ray		[]
455	Master Ronnie	Gerald Pockrus	[]
456	Master SN	Nghia Le	[]
457	Master Tai Loi	Loi Tan Hoang	[]
458	Master Tony	Anna Phan	[]
459	Master Tony	Thomas Nguyen	[]
460	Master Vincent	Vinh Tran	[]
461	Matthew	Thao Tran	[]
462	Maycie Brooke	Paul Domanque	[]
463	Mekong River	Tai Cong Ly	[]
464	Michael D	Joshua Dinh	[]
465	Michael 's	Elizabeth Torres	[]
466	Midnight Sun	Tuan Van Le	[]
467	Midnight Sun	Tuan Van Le	[]
468	Mighty Binh Inc.	Marcos C. Aparicio	[]
469	Minh Vo	Minh Vo	[]
470	Miro Trawlers	Marcos Herdanez	[]
471	Miss Adaelisa	Jose Martinez	[]
472	Miss Addie	Joseph Garcia	[]
473	Miss Adrienne	William Brown	[]
474	Miss Alexandria	Carlton Reyes	[]
475	Miss Ally Rose	Shawn Verdin	[]
476	Miss Amber	Van Tran	[]
477	Miss Amberly	Cathy Huynh	[]

	Vessel Name	Certifying Official Name		Pounds (headless)	Pounds (headon)	
478	Miss Andrea	Terry Vegas	[]
479	Miss Angeley	Cathy Huynh	[]
480	Miss Anh Dao	Anh Dao Nguyen	[]
481	Miss Anna		[]
482	Miss Anna	Dung Van Lai	[]
483	Miss Ashleigh	Dominick Ficarino	[]
484	Miss Ashley	Andy Hai Huynh	[]
485	Miss Audrianna	Orlando Ochoa	[]
486	Miss Barbara	Ronald Pockrus	[]
487	Miss Barbara	Dominick Ficarino	[]
488	Miss Becky	Elizabeth Torres	[]
489	Miss Bernadette A. Inc.	David C. Aparicio	[]
490	Miss Brittney		[]
491	Miss Cindy	Quang Tran	[]
492	Miss Cindy	Xuan Tran	[]
493	Miss Diana		[]
494	Miss Emily	Edward Garcia Jr	[]
495	Miss Evelyn	Edward Garcia Jr	[]
496	Miss Fina	Jose Garcia	[]
497	Miss Gabrielle	Vincent Dinh	[]
498	Miss Gabrielle	Tuan Le	[]
499	Miss Geraline	Dominick Ficarino	[]
500	Miss Hannah	Dominick Ficarino	[]
501	Miss Heather	Dominick Ficarino	[]
502	Miss Isabelle A. Inc.	Marcos C. Aparicio	[]
503	Miss Ivy		[]
504	Miss Ivy	Carlton Reyes	[]
505	Miss Jade II	Hoa Minh Nguyen	[]
506	Miss Jennifer	Reo Long Bach	[]
507	Miss Jennifer	My Le	[]
508	Miss Joanna	Jesse Delgado	[]
509	Miss John	Raymond Ta	[]
510	Miss John	Cong Van Ngo	[]
511	Miss Julia	Ernest Aparicio	[]
512	Miss Juliana	Ernest Aparicio	[]
513	Miss Julie	Nhanh Tran	[]
514	Miss Kailey	My Le	[]
515	Miss Katelyn	Jimmy D. Fertuley	[]
516	Miss Katelynn	Kenny Nguyen	[]
517	Miss Kathleen	Lam Truyen Nghiep Ly	[]
518	Miss Kathleen	Ly Nghiep	[]
519	Miss Kelly		[]
520	Miss Kerylin	An Van Nguyen	[]
521	Miss Kerylin	Cindy Nguyen	[]
522	Miss Khanh Ho	Sen Nguyen	[]
523	Miss Kim Anh	Ba Van Ta	[]
524	Miss Leah		[]
525	Miss Leslie		[]
526	Miss Linda	Bobby Parrish	[]
527	Miss Lindy		[]
528	Miss Lisa II	Tu Tran	[]
529	Miss Lois	Anh Tho Le	[]
530	Miss Loraine	Dominick Ficarino	[]
531	Miss Lorie	Du Tran	[]
532	Miss Lyly	Tommy Nguyen	[]
533	Miss Lynda	Tung Nguyen	[]
534	Miss Lynn	Binh Nguyen	[]
535	Miss Madeline	Ernest Aparicio	[]
536	Miss Madison	Hien Copperation	[]
537	Miss Maria Inez	Edward Cuevas Jr	[]

	Vessel Name	Certifying Official Name		Pounds (headless)	Pounds (headon)	
538	Miss Mary	Trang Van Le	[]
539	Miss Michelle	Miss Victoria LLC	[]
540	Miss Michelle	Carlton Reyes	[]
541	Miss Mikaela	Lynn Nguyen	[]
542	Miss Moon	Amy Nguyen	[]
543	Miss My Phung	John Bai	[]
544	Miss Nadia	Joseph Dean	[]
545	Miss Opal	Preston Hance	[]
546	Miss Paulina	Dong Lam	[]
547	Miss Quynh Anh II		[]
548	Miss Quynh Anh III		[]
549	Miss Quynh Mai		[]
550	Miss Sambath	Kim Mao	[]
551	Miss Sarah	Nhanh Nguyen	[]
552	Miss Tammy Sue	James Galloway	[]
553	Miss Tayly	Tinh Tran	[]
554	Miss Thanh Thuy	Dung Dinh Van	[]
555	Miss Theresa	Lynn Nguyen	[]
556	Miss Thu Thao II	Nuoi Van Bui	[]
557	Miss Tina II	Thanh Tiet	[]
558	Miss Tracy		[]
559	Miss Treasure	Derek Ditcharo	[]
560	Miss Vanessa	Devin Mhut Le	[]
561	Miss Verna	Carlton Reyes	[]
562	Miss Victoria	Hiep Pham	[]
563	Miss Victoria	Darius Reyes	[]
564	Mississippi		[]
565	Mississippi III		[]
566	Mississippi IV	Anna Phan	[]
567	Mollee Paige	Dion Autlement	[]
568	Mom & Dad	Edward Cuevas Jr	[]
569	Monita I Inc	Benjamin Lopez	[]
570	Monita Inc	Benjamin Lopez	[]
571	Moon Glow	Elizabeth Torres	[]
572	Morning Lord	Hai Pham	[]
573	Morning Star II	Kiet Thanh Le	[]
574	Morning Star II	Kiet Le	[]
575	Mother Cabrini	Tran Sang	[]
576	Mother Teresa	Ernest Aparicio	[]
577	Mr John	Julie Hoang	[]
578	Mr. Fic	Dominick Ficarino	[]
579	Mr. Henry	Phuc Minh Ly	[]
580	Mr. John		[]
581	Mr. Mac	Guadalupe Ochoa	[]
582	Mr. Tracy	Michael Penn	[]
583	Mr. Webb	Denny Lopez	[]
584	MRicky	Thanh D. Pham	[]
585	Mrs. Diana	Bill Le	[]
586	Mrs. Lollie	Alfred Aparicio	[]
587	Mrs. Mina	Alfred Aparicio	[]
588	Ms Amy	Tuan Nguyen	[]
589	Ms Anh Dao	Anh Dao Nguyen	[]
590	Ms Kim	Tuan Nguyen	[]
591	Ms. Caroline	Joseph Pierre	[]
592	Ms. Liberty	Mei J. Kao	[]
593	Ms. Re	Dylan Duplantis	[]
594	Muy Pasitiro In	Fransciso Abrigo	[]
595	My Angel		[]
596	My By	Long Dinh Lam	[]
597	My Dad Whitney	Whitney Plaisance	[]

	Vessel Name	Certifying Official Name		Pounds (headless)	Pounds (headon)	
598	My Julie	Tim Nguyen	[]
599	My Phong Vo	My Phuong Vo	[]
600	My Phung	Trang Thai Van	[]
601	Navegante Salvaje	Jose Jimenez	[]
602	Nevada Gail	Murry Kimball	[]
603	New Harvest	Guadalupe Ochoa	[]
604	New Millenium	Xe Vo	[]
605	No Name	Minh L. Le	[]
606	Nora Trawlers	Paul Garcia	[]
607	Ocean Bird		[]
608	Ocean City		[]
609	Ocean Man	Thanh Van Do	[]
610	Ocean One	Cindy Nguyen	[]
611	Ocean Wind	Khanh Vu	[]
612	Oceanica Cruz	Harley Londrie	[]
613	Olivia Claire	Troy Lecompte	[]
614	Orchid Lady III	Thinh Nguyen	[]
615	Palacios Seafood Co., Inc.	David C. Aparicio	[]
616	Papa T	Thinh Pham	[]
617	Patricia De-Anne, Inc.	Jeremy Zirlott	[]
618	Patricia Lee	Debra Hicks	[]
619	Paysen & Avery	Chaz Terrebonne	[]
620	Perla Trawlers Inc.	Artaso Chapa	[]
621	Peter	Hung Van Nguyen	[]
622	Phat Tai	Hung Van Truong	[]
623	Phi Thuong	Lieu Le	[]
624	Phu Quy		[]
625	Phuoc Thanh Mai		[]
626	Phuoc Thanh Mai II		[]
627	Phuoc Thanh Mai III		[]
628	Phuoc Thanh Mai IV		[]
629	PJ	Jackie Foret	[]
630	Plata Cruz	Harley Londrie	[]
631	Po Little	Terry ViDine	[]
632	Princess Ivy	Tom Le	[]
633	Princess Jasmine II	Anna Phan	[]
634	Princess Kelly	Anna Phan	[]
635	Princess Lorie	Minh Vo	[]
636	Princess Rosita	Jasper Badden	[]
637	Princess Steffanny	Andy Nguyen	[]
638	Promised Land	Guadalupe Ochoa	[]
639	Promised Land II	Guadalupe Ochoa	[]
640	Promised Land III	Guadalupe Ochoa	[]
641	Promised Land IV	Guadalupe Ochoa	[]
642	Queen Mary	Harley Londrie	[]
643	Quoc Tran	Quoc Tran	[]
644	Ranchero	Jorge Gonzalez	[]
645	Red Eagle	Chau Kha	[]
646	Redemption	Gerald N. Miller	[]
647	Resien One	Kerry Trosclair	[]
648	Rhonda Lynn	Rhonda Lynn Inc.	[]
649	Rio Cello	Preston Hance	[]
650	Rodriguez Trawlers, LLC	Juan Rodriguez	[]
651	Roger Lai	Hen Kim Lai	[]
652	Rolling Tide	Bobby C. Devaney Jr.	[]
653	Roxanne Huynh	Dung Can Huynh	[]
654	Sabrina Marie	Joseph Garcia	[]
655	Saint Andrew	Mark Kopszywa	[]
656	Sand Dollar	Phuong Thach	[]
657	Sandra G	Joseph Garcia	[]

	Vessel Name	Certifying Official Name		Pounds (headless)	Pounds (headon)	
658	Sandy Sea	Guadalupe Ochoa	[]
659	Sang Nguyen	Sang Nguyen	[]
660	Sans Souci Pride	Charles Rodriguez	[]
661	Santa Fe	Harley Londrie	[]
662	Santa Maria		[]
663	Santa Maria	Joseph Garcia	[]
664	Santa Monica	Harley Londrie	[]
665	Sea Angel	Cham Nguyen	[]
666	Sea Challenger	Andy Hai Huynh	[]
667	Sea Dragon	Thu Le	[]
668	Sea Goddess	Anna Phan	[]
669	Sea Horse	Eric Kimball	[]
670	Sea Lion I		[]
671	Sea Lion V		[]
672	Sea Lion VI		[]
673	Sea Lion VI	Van Dinh	[]
674	Sea Spider		[]
675	Seaflower		[]
676	Shacky Faith	Guadalupe Ochoa	[]
677	Sharkco Seafood International LLC	Tuan Nguyen	[]
678	Si Si Pride Inc	Francisco Abrigo	[]
679	Siekleng Kiek	Siekleng Kiek	[]
680	Southern Belle II	Thu Hong Thi Tran	[]
681	Southern Cross	Elizabeth Torres	[]
682	Southern Heir		[]
683	Southern Lady	Truong Pham	[]
684	St Anthony	Diem Nguyen	[]
685	St Anthony (2)	Thu Hong Thi Tran	[]
686	St Clara	Bryan Nguyen	[]
687	St Francis	Huy Hoan LLC	[]
688	St Joseph	Chow An	[]
689	St Vincent I		[]
690	St Vincent III		[]
691	St Vincent V		[]
692	St Vincent VII		[]
693	St. Francis II	Eric Lam	[]
694	St. Joseph	Tom Thanh Vu	[]
695	St. Joseph VII	Tim Nguyen	[]
696	St. Martin	Vivian Lin	[]
697	St. Michael I	Elika Nguyen	[]
698	St. Michael II	Elika Nguyen	[]
699	St. Paul	Dang Nguyen	[]
700	St. Peter	Van Nguyen	[]
701	St. Peter		[]
702	St. Peter and Mary	Chien Tran	[]
703	St. Phillip	Minh Van Le	[]
704	St. Tadeo		[]
705	St. Teresa	Anthony Tran	[]
706	Steven Le		[]
707	Steven Mai II	Terry Nguyen	[]
708	Steven Tran	Steven Tran	[]
709	Success	John Van Nguyen	[]
710	Success	Mai Do	[]
711	Supermans Tide	Bobby C. Devaney Jr.	[]
712	Syder Monkey	Larry Miller	[]
713	T&L	Thomas Thai	[]
714	T&L Elite	Thomas Thai	[]
715	T&L Express	Thomas Thai	[]
716	T&L II	Thomas Thai	[]
717	T&L III	Thomas Thai	[]

	Vessel Name	Certifying Official Name		Pounds (headless)	Pounds (headon)	
718	T&L Legacy	Thomas Thai	[]
719	T&L Legend	Thomas Thai	[]
720	T.C.	Tra Van Nguyen	[]
721	Tatum Trawlers, Inc	Daris Reyes	[]
722	Thach Van Tran	Rose Le	[]
723	Thai Express I and Thai Express II	Thomas Thai	[]
724	Than Van	Than Van	[]
725	Thanh Hai		[]
726	Thanh Nhien	Thanh Phan	[]
727	Thanh Nhut		[]
728	Thanh Nhut II		[]
729	The Brothers	Tyler Pham	[]
730	Thoa Nguyen	Thoa Nguyen	[]
731	Thomas G	Joseph Garcia	[]
732	Tiffany Lady	Thanh Van Dang	[]
733	T-N 944955	Thu Nguyen Thi	[]
734	Tommys Gulf Seafood	Tommy Bui	[]
735	T-One	Hoa Thi Nguyen	[]
736	Tony Tran	Day Vo	[]
737	Tortugo Viejo	Edward Cuevas Jr	[]
738	TQT 628622	Thu Nguyen Thi	[]
739	T-Rain	Rose Le	[]
740	Transtar	Victor Tran	[]
741	Trawler Doctor Bill	Craig A. Wallis	[]
742	Trawler Gulf Runner	Craig A. Wallis	[]
743	Trawler Helen Kay	Craig A. Wallis	[]
744	Trawler Master Alston	Craig A. Wallis	[]
745	Trawler Miss Kelsey	Craig A. Wallis	[]
746	Trawler Old Frenchman	Craig A. Wallis	[]
747	Trawler Pops Pride	Craig A. Wallis	[]
748	Trawler Sandra Kay	Craig A. Wallis	[]
749	Trawler Wallace B	Craig A. Wallis	[]
750	Trayses Tide	Bobby C. Devaney Jr.	[]
751	Triple Crown	Gary Bossley	[]
752	Triple D	Dinh Ngo	[]
753	Triplets Production	Timmy Truong	[]
754	Trish Le	Trinh Thi Le	[]
755	Troy 2	Angela Nguyen	[]
756	Tu Thao	Alex Ngo	[]
757	Two S's and Three L's		[]
758	Ty H To	Ty H To	[]
759	Uncle Billy	Elizabeth Torres	[]
760	Unknown vessel	Chinh Thanh Le	[]
761	Unknown vessel	Randy Cognevich	[]
762	Unnamed	Tim Nguyen	[]
763	Unnamed	Giang Nguyen	[]
764	Unnamed	Alphonzo Martinez	[]
765	Unnamed vessel	Sri Nuon Phea	[]
766	Unnamed vessel	Ngaia Van Do	[]
767	Unnamed vessel	Crispin Sanchez	[]
768	Unnamed vessel	Alan Cheramie	[]
769	Ursula	Chan Dinh	[]
770	US Shrimp	Cindy Nguyen	[]
771	UT Pham	Utmai Pham	[]
772	Vally	Elizabeth Torres	[]
773	Van Lang	Andy Hai Huynh	[]
774	Van Lang II	Cathy Huynh	[]
775	Varon	Jorge Gonzalez	[]
776	Vera Cruz	Harley Londrie	[]
777	Victory & Thanh Lam	Johnny Nguyen	[]

	Vessel Name	Certifying Official Name		Pounds (headless)	Pounds (headon)	
778	Viet Thuy	Thuy Tran G. Nguyen	[]
779	Villa Del Galfo Inc	Benjamin Lopez	[]
780	Wave I	Vi Tran	[]
781	Whiskey Joe Inc	Artaro Chapa	[]
782	White Boy	Curtis Cortez	[]
783	White Orchid	Phen Phorn	[]
784	Wo Dat		[]
785	Wylie Milam	Wylie Milam Inc.	[]
786	Young King	Phin Chea Ta	[]
787	Zebedee	Eric Tran	[]

Total Headless	Total Head on
54,608,931	33,462,442
54,608,931	21,047,876
75,656,808	

Converted to Headless
Sum

Support for Petitions on Frozen Warmwater Shrimp from Ecuador, India, Indonesia, and Vietnam

Vessel Name(s)	7 Long
Certifying official name	624050
Street address	8719 WOODLEIGH HOUSTON, TX 77073
Telephone	832.651.7647
Fax	
Email	7longllc@gmail.com
Website address	

My firm supports the petitions on imports of frozen warmwater shrimp (check all that apply):


- Ecuador Antidumping
- Ecuador Countervailing Duty
- India Countervailing Duty
- Indonesia Antidumping
- Indonesia Countervailing Duty
- Vietnam Countervailing Duty

In 2022, my firm harvested [] pounds of headless warmwater shrimp.

Is your firm related to a foreign producer or exporter of frozen warmwater shrimp? []

Is your firm an importer or related to an importer of frozen warmwater shrimp? []

I hereby certify that I have read the information contained herein, and the information contained herein is accurate and complete to the best of my knowledge.

Signature: 

Date: 09/22/23 Linh Nguyen

Please return to:
 Elizabeth J. Drake
 Schagrin Associates
 900 Seventh Street, NW, Suite 500
 Washington, DC 20001
 Email: edrake@schagrinassociates.com
 Fax: 1-202-429-2522

PUBLIC VERSION
Barcode:4452963-09 C-552-838 INV - Investigation -

**Support for Petitions on Frozen Warmwater Shrimp
from Ecuador, India, Indonesia, and Vietnam**

Vessel Name(s)	50/50 50/50
Certifying official name	Kevin Dupre
Street address	244 Orange St.
Telephone	985-8608165
Fax	
Email	
Website address	

My firm supports the petitions on imports of frozen warmwater shrimp (check all that apply):

- Ecuador Antidumping
- Ecuador Countervailing Duty
- India Countervailing Duty
- Indonesia Antidumping
- Indonesia Countervailing Duty
- Vietnam Countervailing Duty

In 2022, my firm harvested [] pounds of headless warmwater shrimp.

Is your firm related to a foreign producer or exporter of frozen warmwater shrimp? []

Is your firm an importer or related to an importer of frozen warmwater shrimp? []

I hereby certify that I have read the information contained herein, and the information contained herein is accurate and complete to the best of my knowledge.

Signature: Kevin Dupre
Kevin Dupre

Date: 10-8-23

Please return to:
 Elizabeth J. Drake
 Schagrin Associates
 900 Seventh Street, NW, Suite 500
 Washington, DC 20001
 Email: edrake@schagrinassociates.com
 Fax: 1-202-429-2522

PUBLIC VERSION

Barcode:4452963-09 C-552-838 INV - Investigation -

Support for Petitions on Frozen Warm Water Shrimp from Ecuador, India, Indonesia, and Vietnam

Vessel Name(s)	Abigail Elise
Certifying official name	Earl Plaisance
Street address	313 Jean Latitte Blvd.
Telephone	504.234-1061
Fax	
Email	EPlaisanceA@gmail.com
Website address	

My firm supports the petitions on imports of frozen warm water shrimp (check all that apply):

- Ecuador Antidumping
- Ecuador Countervailing Duty
- India Countervailing Duty
- Indonesia Antidumping
- Indonesia Countervailing Duty
- Vietnam Countervailing Duty

In 2022, my firm harvested [] pounds of head-on warm water shrimp.

Is your firm related to a foreign producer or exporter of frozen warm water shrimp? []

Is your firm an importer or related to an importer of frozen warm water shrimp? []

I hereby certify that I have read the information contained herein, and the information contained herein is accurate and complete to the best of my knowledge.

Signature: Earl Plaisance

Earl Plaisance

Date: 10-5-2023

Please return to:
 Elizabeth J. Drake
 Schagrin Associates
 900 Seventh Street, NW, Suite 500
 Washington, DC 20001
 Email: edrake@schagrinassociates.com
 Fax: 1-202-429-2522

**Support for Petitions on Frozen Warmwater Shrimp
from Ecuador, India, Indonesia, and Vietnam**

Vessel Name(s)	Abrego Trawlers Inc
Certifying official name	Don Panchito
Street address	2830 Cayun Coast Rd
Telephone	956-831-9373
Fax	956-465-0013
Email	garciaaccounting@gmail.com
Website address	

My firm supports the petitions on imports of frozen warmwater shrimp (check all that apply):

- | | |
|---|---|
| <input checked="" type="checkbox"/> Ecuador Antidumping | <input checked="" type="checkbox"/> Indonesia Antidumping |
| <input checked="" type="checkbox"/> Ecuador Countervailing Duty | <input checked="" type="checkbox"/> Indonesia Countervailing Duty |
| <input checked="" type="checkbox"/> India Countervailing Duty | <input checked="" type="checkbox"/> Vietnam Countervailing Duty |

In 2022, my firm harvested [] pounds of headless warmwater shrimp.

Is your firm related to a foreign producer or exporter of frozen warmwater shrimp? []

Is your firm an importer or related to an importer of frozen warmwater shrimp? []

I hereby certify that I have read the information contained herein, and the information contained herein is accurate and complete to the best of my knowledge.

Signature: Francisco Abrego

Date: 10/6/2023 Francisco Abrego

Please return to:
Elizabeth J. Drake
Schagrin Associates
900 Seventh Street, NW, Suite 500
Washington, DC 20001
Email: edrake@schagrinassociates.com
Fax: 1-202-429-2522

**Support for Petitions on Frozen Warmwater Shrimp
from Ecuador, India, Indonesia, and Vietnam**

Vessel Name(s)	Aguilar Brothers Inc.
Certifying official name	Ms. Eva
Street address	2830 Cayun Court Rd
Telephone	956-831-9373
Fax	956-465-0013
Email	garciaaccounting@gmail.com
Website address	

My firm supports the petitions on imports of frozen warmwater shrimp (check all that apply):

- | | |
|---|---|
| <input checked="" type="checkbox"/> Ecuador Antidumping | <input checked="" type="checkbox"/> Indonesia Antidumping |
| <input checked="" type="checkbox"/> Ecuador Countervailing Duty | <input checked="" type="checkbox"/> Indonesia Countervailing Duty |
| <input checked="" type="checkbox"/> India Countervailing Duty | <input checked="" type="checkbox"/> Vietnam Countervailing Duty |

In 2022, my firm harvested [] pounds of headless warmwater shrimp.

Is your firm related to a foreign producer or exporter of frozen warmwater shrimp? []

Is your firm an importer or related to an importer of frozen warmwater shrimp? []

I hereby certify that I have read the information contained herein, and the information contained herein is accurate and complete to the best of my knowledge.

Signature: Ricardo Aguilar

Date: 10/26/23 Ricardo Aguilar

Please return to:
Elizabeth J. Drake
Schagrin Associates
900 Seventh Street, NW, Suite 500
Washington, DC 20001
Email: edrake@schagrinassociates.com
Fax: 1-202-429-2522

Support for Petitions on Frozen Warmwater Shrimp from Ecuador, India, Indonesia, and Vietnam

Vessel Name(s)	Aguilar Limon Inc
Certifying official name	Lady Michell
Street address	2830 Cajun Coast Rd
Telephone	956-831-9373
Fax	956-465-0013
Email	garciaaccounting@gmail.com
Website address	

My firm supports the petitions on imports of frozen warmwater shrimp (check all that apply):

- Ecuador Antidumping
- Ecuador Countervailing Duty
- India Countervailing Duty
- Indonesia Antidumping
- Indonesia Countervailing Duty
- Vietnam Countervailing Duty

In 2022, my firm harvested [] pounds of headless warmwater shrimp.

Is your firm related to a foreign producer or exporter of frozen warmwater shrimp? []

Is your firm an importer or related to an importer of frozen warmwater shrimp? []

I hereby certify that I have read the information contained herein, and the information contained herein is accurate and complete to the best of my knowledge.

Signature: Ricardo Aguilar

Date: 10/6/2023 Ricardo Aguilar

Please return to:
Elizabeth J. Drake
Schagrin Associates
900 Seventh Street, NW, Suite 500
Washington, DC 20001
Email: edrake@schagrinassociates.com
Fax: 1-202-429-2522

**Support for Petitions on Frozen Warmwater Shrimp
from Ecuador, India, Indonesia, and Vietnam**

Vessel Name(s)	<i>Aguilas Shrimp Co. Inc</i>
Certifying official name	<i>Ricardo C Riel</i>
Street address	<i>2830 Cajun Court Rd</i>
Telephone	<i>956-831-9373</i>
Fax	<i>956-465-0013</i>
Email	<i>garciaaccounting@gmail.com</i>
Website address	

My firm supports the petitions on imports of frozen warmwater shrimp (check all that apply):

- | | |
|---|---|
| <input checked="" type="checkbox"/> Ecuador Antidumping | <input checked="" type="checkbox"/> Indonesia Antidumping |
| <input checked="" type="checkbox"/> Ecuador Countervailing Duty | <input checked="" type="checkbox"/> Indonesia Countervailing Duty |
| <input checked="" type="checkbox"/> India Countervailing Duty | <input checked="" type="checkbox"/> Vietnam Countervailing Duty |

In 2022, my firm harvested [] pounds of headless warmwater shrimp.

Is your firm related to a foreign producer or exporter of frozen warmwater shrimp? []

Is your firm an importer or related to an importer of frozen warmwater shrimp? []

I hereby certify that I have read the information contained herein, and the information contained herein is accurate and complete to the best of my knowledge.

Signature: *Ricardo Aguilar*

Date: *10/6/2023*

Ricardo Aguilar

Please return to:

Elizabeth J. Drake

Schagrin Associates

900 Seventh Street, NW, Suite 500

Washington, DC 20001

Email: edrake@schagrinassociates.com

Fax: 1-202-429-2522

**Support for Petitions on Frozen Warmwater Shrimp
from Ecuador, India, Indonesia, and Vietnam**

Vessel Name(s)	Aiden Boy (1112768)
Certifying official name	Phong Van Bui
Street address	4456 Scenic Drive, Dickinson TX. 77553
Telephone	409-762-7822
Fax	409-765-5829
Email	crystaltruong4@yahoo.com
Website address	

My firm supports the petitions on imports of frozen warmwater shrimp (check all that apply):

- | | |
|---|---|
| <input checked="" type="checkbox"/> Ecuador Antidumping | <input checked="" type="checkbox"/> Indonesia Antidumping |
| <input checked="" type="checkbox"/> Ecuador Countervailing Duty | <input checked="" type="checkbox"/> Indonesia Countervailing Duty |
| <input checked="" type="checkbox"/> India Countervailing Duty | <input checked="" type="checkbox"/> Vietnam Countervailing Duty |

In 2022, my firm harvested [] pounds of headless warmwater shrimp.

Is your firm related to a foreign producer or exporter of frozen warmwater shrimp? []

Is your firm an importer or related to an importer of frozen warmwater shrimp? []

I hereby certify that I have read the information contained herein, and the information contained herein is accurate and complete to the best of my knowledge.

Signature: Phong Bui

Date: 9/25/2023 Phong Van Bui

Please return to:
Elizabeth J. Drake
Schagrin Associates
900 Seventh Street, NW, Suite 500
Washington, DC 20001
Email: edrake@schagrinassociates.com
Fax: 1-202-429-2522

Support for Petitions on Frozen Warmwater Shrimp from Ecuador, India, Indonesia, and Vietnam

Vessel Name(s) Alicia marie II, + Alicia marie

Certifying official name Bruce Guerra III

Street address 2220 Creedmore Dr. St. Bernard LA 70085

Telephone 504-401-3234

Fax

Email aguerra2114@gmail.com

Website address

My firm supports the petitions on imports of frozen warmwater shrimp (check all that apply):

Ecuador Antidumping

Indonesia Antidumping

Ecuador Countervailing Duty

Indonesia Countervailing Duty

India Countervailing Duty

Vietnam Countervailing Duty

In 2022, my firm harvested [] pounds of headless warmwater shrimp.

Is your firm related to a foreign producer or exporter of frozen warmwater shrimp? []

Is your firm an importer or related to an importer of frozen warmwater shrimp? []

I hereby certify that I have read the information contained herein, and the information contained herein is accurate and complete to the best of my knowledge.

Signature: Bruce Guerra III

Date: 10/4/23

Please return to: Elizabeth J. Drake, Schagrin Associates, 900 Seventh Street, NW, Suite 500, Washington, DC 20001, Email: edrake@schagrinassociates.com, Fax: 1-202-429-2522

Support for Petitions on Frozen Warmwater Shrimp
from Ecuador, India, Indonesia, and Vietnam

Vessel Name(s)	<i>Alpasito Inc</i>
Certifying official name	<i>Bia</i>
Street address	<i>2830 Cayun Court Rd</i>
Telephone	<i>956-831-9373</i>
Fax	<i>956-465-0013</i>
Email	<i>garciaaccounting@gmail.com</i>
Website address	

My firm supports the petitions on imports of frozen warmwater shrimp (check all that apply):

- | | |
|---|---|
| <input checked="" type="checkbox"/> Ecuador Antidumping | <input checked="" type="checkbox"/> Indonesia Antidumping |
| <input checked="" type="checkbox"/> Ecuador Countervailing Duty | <input checked="" type="checkbox"/> Indonesia Countervailing Duty |
| <input checked="" type="checkbox"/> India Countervailing Duty | <input checked="" type="checkbox"/> Vietnam Countervailing Duty |

In 2022, my firm harvested [] pounds of headless warmwater shrimp.

Is your firm related to a foreign producer or exporter of frozen warmwater shrimp? []

Is your firm an importer or related to an importer of frozen warmwater shrimp? []

I hereby certify that I have read the information contained herein, and the information contained herein is accurate and complete to the best of my knowledge.

Signature: *Francisco Abrego*

Date: *10/6/2023* Francisco Abrego

Please return to:
Elizabeth J. Drake
Schagrin Associates
900 Seventh Street, NW, Suite 500
Washington, DC 20001
Email: edrake@schagrinassociates.com
Fax: 1-202-429-2522

Support for Petitions on Frozen Warmwater Shrimp from Ecuador, India, Indonesia, and Vietnam

Vessel Name(s) Amanda Marie
Certifying official name Amanda Marie LLC
Street address 5052 Bayouside Dr. Chauvin, LA 70344
Telephone 985-637-0896
Fax
Email angela.portier@chatter.net
Website address

My firm supports the petitions on imports of frozen warmwater shrimp (check all that apply):

- Checkboxes for Ecuador Antidumping, Ecuador Countervailing Duty, India Countervailing Duty, Indonesia Antidumping, Indonesia Countervailing Duty, Vietnam Countervailing Duty.

In 2022, my firm harvested [] pounds of headless warmwater shrimp.

Is your firm related to a foreign producer or exporter of frozen warmwater shrimp? []

Is your firm an importer or related to an importer of frozen warmwater shrimp? []

I hereby certify that I have read the information contained herein, and the information contained herein is accurate and complete to the best of my knowledge.

Signature: Angela C Portier

Date: 10-9-23 Angela C. Portier

Please return to: Elizabeth J. Drake, Schagrin Associates, 900 Seventh Street, NW, Suite 500, Washington, DC 20001. Email: edrake@schagrinassociates.com, Fax: 1-202-429-2522

**Support for Petitions on Frozen Warmwater Shrimp
from Ecuador, India, Indonesia, and Vietnam**

Vessel Name(s)	Amelia G
Certifying official name	Joseph Garcia
Street address	1125 S. Virginia, Port Lavaca, TX 77979
Telephone	361-972-6222
Fax	
Email	garshrimp@tisd.nct
Website address	

My firm supports the petitions on imports of frozen warmwater shrimp (check all that apply):


- | | |
|---|---|
| <input checked="" type="checkbox"/> Ecuador Antidumping | <input checked="" type="checkbox"/> Indonesia Antidumping |
| <input checked="" type="checkbox"/> Ecuador Countervailing Duty | <input checked="" type="checkbox"/> Indonesia Countervailing Duty |
| <input checked="" type="checkbox"/> India Countervailing Duty | <input checked="" type="checkbox"/> Vietnam Countervailing Duty |

In 2022, my firm harvested [] pounds of headless warmwater shrimp.

Is your firm related to a foreign producer or exporter of frozen warmwater shrimp? []

Is your firm an importer or related to an importer of frozen warmwater shrimp? []

I hereby certify that I have read the information contained herein, and the information contained herein is accurate and complete to the best of my knowledge.

Signature: 
 Date: 9/26/23 Joseph Garcia

Please return to:
 Elizabeth J. Drake
 Schagrin Associates
 900 Seventh Street, NW, Suite 500
 Washington, DC 20001
 Email: edrake@schagrinassociates.com
 Fax: 1-202-429-2522

**Support for Petitions on Frozen Warmwater Shrimp
 from Ecuador, India, Indonesia, and Vietnam**

Vessel Name(s)	ANDY
Certifying official name	DAN VAN NGUYEN DBA DAN VAN NGUYEN LLC
Street address	825 EATON DR ABBEVILLE, LA 70510
Telephone	337 ~ 422 ~ 4737
Fax	
Email	Xuanthile EG @ gmail .com
Website address	

My firm supports the petitions on imports of frozen warmwater shrimp (check all that apply):


- | | |
|---|---|
| <input checked="" type="checkbox"/> Ecuador Antidumping | <input checked="" type="checkbox"/> Indonesia Antidumping |
| <input checked="" type="checkbox"/> Ecuador Countervailing Duty | <input checked="" type="checkbox"/> Indonesia Countervailing Duty |
| <input checked="" type="checkbox"/> India Countervailing Duty | <input checked="" type="checkbox"/> Vietnam Countervailing Duty |

In 2022, my firm harvested [] pounds of ~~headless~~ warmwater shrimp.

Is your firm related to a foreign producer or exporter of frozen warmwater shrimp? []

Is your firm an importer or related to an importer of frozen warmwater shrimp? []

I hereby certify that I have read the information contained herein, and the information contained herein is accurate and complete to the best of my knowledge.

Signature: 
 Date: 06/11/2023 Dan Van Nguyen

Please return to:
 Elizabeth J. Drake
 Schagrin Associates
 900 Seventh Street, NW, Suite 500
 Washington, DC 20001
 Email: edrake@schagrinassociates.com
 Fax: 1-202-429-2522

**Support for Petitions on Frozen Warmwater Shrimp
from Ecuador, India, Indonesia, and Vietnam**

Vessel Name(s)	ANDY NGUYEN.
Certifying official name	ANDY NGUYEN
Street address	217 Rambling Rd. Buras LA - 70041
Telephone	(321) 704-0322
Fax	
Email	ndsupra95@yahoo.com
Website address	

My firm supports the petitions on imports of frozen warmwater shrimp (check all that apply):

- | | |
|---|---|
| <input checked="" type="checkbox"/> Ecuador Antidumping | <input checked="" type="checkbox"/> Indonesia Antidumping |
| <input checked="" type="checkbox"/> Ecuador Countervailing Duty | <input checked="" type="checkbox"/> Indonesia Countervailing Duty |
| <input checked="" type="checkbox"/> India Countervailing Duty | <input checked="" type="checkbox"/> Vietnam Countervailing Duty |

In 2022, my firm harvested [] pounds of head-on warmwater shrimp.

Is your firm related to a foreign producer or exporter of frozen warmwater shrimp? []

Is your firm an importer or related to an importer of frozen warmwater shrimp? []

I hereby certify that I have read the information contained herein, and the information contained herein is accurate and complete to the best of my knowledge.

Signature: Andy Nguyen

Date: 10/10/23

Please return to:
Elizabeth J. Drake
Schagrin Associates
900 Seventh Street, NW, Suite 500
Washington, DC 20001
Email: edrake@schagrinassociates.com
Fax: 1-202-429-2522

**Support for Petitions on Frozen Warmwater Shrimp
from Ecuador, India, Indonesia, and Vietnam**

Vessel Name(s)	ANH QUOC
Certifying official name	LUOC VO
Street address	1251 KRupp Dr. MARRERO - LA-70072
Telephone	504-338-9883
Fax	
Email	dungttrang82@gmail.com
Website address	

My firm supports the petitions on imports of frozen warmwater shrimp (check all that apply):

- Ecuador Antidumping
- Indonesia Antidumping
- Ecuador Countervailing Duty
- Indonesia Countervailing Duty
- India Countervailing Duty
- Vietnam Countervailing Duty

In 2022, my firm harvested [] pounds of head-on warmwater shrimp.

Is your firm related to a foreign producer or exporter of frozen warmwater shrimp? []

Is your firm an importer or related to an importer of frozen warmwater shrimp? []

I hereby certify that I have read the information contained herein, and the information contained herein is accurate and complete to the best of my knowledge.

Signature: Luoc Vo

Date: 10-10-23 Luoc Vo

Please return to:
 Elizabeth J. Drake
 Schagrin Associates
 900 Seventh Street, NW, Suite 500
 Washington, DC 20001
 Email: edrake@schagrinassociates.com
 Fax: 1-202-429-2522

**Support for Petitions on Frozen Warmwater Shrimp
from Ecuador, India, Indonesia, and Vietnam**

Vessel Name(s)	Apache - 912608
Certifying official name	Capt Apache LLC - Roberto Muniz
Street address	1542 CR 303/PO. BOX 852, PALACIOS TX 77465
Telephone	361-660-9277
Fax	
Email	twecete@yahoo.com
Website address	

My firm supports the petitions on imports of frozen warmwater shrimp (check all that apply):

- | | |
|---|---|
| <input checked="" type="checkbox"/> Ecuador Antidumping | <input checked="" type="checkbox"/> Indonesia Antidumping |
| <input checked="" type="checkbox"/> Ecuador Countervailing Duty | <input checked="" type="checkbox"/> Indonesia Countervailing Duty |
| <input checked="" type="checkbox"/> India Countervailing Duty | <input checked="" type="checkbox"/> Vietnam Countervailing Duty |

In 2022, my firm harvested [] pounds of headless warmwater shrimp.

Is your firm related to a foreign producer or exporter of frozen warmwater shrimp? []

Is your firm an importer or related to an importer of frozen warmwater shrimp? []

I hereby certify that I have read the information contained herein, and the information contained herein is accurate and complete to the best of my knowledge.

Signature: Roberto Muniz

Date: 9/24/23

Roberto Muniz

Please return to:
Elizabeth J. Drake
Schagrin Associates
900 Seventh Street, NW, Suite 500
Washington, DC 20001
Email: edrake@schagrinassociates.com
Fax: 1-202-429-2522

**Support for Petitions on Frozen Warmwater Shrimp
from Ecuador, India, Indonesia, and Vietnam**

Vessel Name(s) Apalachee Girl
Certifying official name Apalachee Girl Inc.
Street address 21801 Linn Ridge Dr FAIRHOPE AL 36532
Telephone 251 232 6065
Fax
Email potterboats@gmail.com
Website address

My firm supports the petitions on imports of frozen warmwater shrimp (check all that apply):

<input checked="" type="checkbox"/> Ecuador Antidumping	<input checked="" type="checkbox"/> Indonesia Antidumping
<input checked="" type="checkbox"/> Ecuador Countervailing Duty	<input checked="" type="checkbox"/> Indonesia Countervailing Duty
<input checked="" type="checkbox"/> India Countervailing Duty	<input checked="" type="checkbox"/> Vietnam Countervailing Duty

In 2022, my firm harvested [] pounds of headless warmwater shrimp.

Is your firm related to a foreign producer or exporter of frozen warmwater shrimp? []

Is your firm an importer or related to an importer of frozen warmwater shrimp? []

I hereby certify that I have read the information contained herein, and the information contained herein is accurate and complete to the best of my knowledge.

Signature: Robert D Potter
Robert D. Potter
Date: 9/21/2023

Please return to:
Elizabeth J. Drake
Schagrin Associates
900 Seventh Street, NW, Suite 500
Washington, DC 20001
Email: edrake@schagrinassociates.com
Fax: 1-202-429-2522

**Support for Petitions on Frozen Warmwater Shrimp
from Ecuador, India, Indonesia, and Vietnam**

Vessel Name(s)	Aparicio Trawlers INC. / Marcos A.
Certifying official name	David C. Aparicio
Street address	Turning Basin #2 / P.O. Box 804 Palacios Tx. 77465
Telephone	361-403-7045
Fax	-
Email	anchorseafood@yahoo.com
Website address	-

My firm supports the petitions on imports of frozen warmwater shrimp (check all that apply):

- | | |
|---|---|
| <input checked="" type="checkbox"/> Ecuador Antidumping | <input checked="" type="checkbox"/> Indonesia Antidumping |
| <input checked="" type="checkbox"/> Ecuador Countervailing Duty | <input checked="" type="checkbox"/> Indonesia Countervailing Duty |
| <input checked="" type="checkbox"/> India Countervailing Duty | <input checked="" type="checkbox"/> Vietnam Countervailing Duty |

In 2022, my firm harvested [] pounds of headless warmwater shrimp.

Is your firm related to a foreign producer or exporter of frozen warmwater shrimp? []

Is your firm an importer or related to an importer of frozen warmwater shrimp? []

I hereby certify that I have read the information contained herein, and the information contained herein is accurate and complete to the best of my knowledge.

Signature: David C. Aparicio

David C. Aparicio

Date: 9-26-23

Please return to:
Elizabeth J. Drake
Schagrin Associates
900 Seventh Street, NW, Suite 500
Washington, DC 20001
Email: edrake@schagrinassociates.com
Fax: 1-202-429-2522

**Support for Petitions on Frozen Warmwater Shrimp
from Ecuador, India, Indonesia, and Vietnam**

Vessel Name(s)	ARROYA CRUZ 654927	ARROYA CRUZ, LLC.
Certifying official name	HARLEY LONDRIE	
Street address	1430 EVERGLADES RD, BROWNSVILLE, TX.	
Telephone	956-831-7828	
Fax	956-831-0135	
Email	<u>HDLTGT@AOL.COM</u>	
Website address		

My firm supports the petitions on imports of frozen warmwater shrimp (check all that apply):

Ecuador Antidumping Indonesia Antidumping
 Ecuador Countervailing Duty Indonesia Countervailing Duty
 India Countervailing Duty Vietnam Countervailing Duty

In 2022, my firm harvested [] pounds of headless warmwater shrimp.

Is your firm related to a foreign producer or exporter of frozen warmwater shrimp? []

Is your firm an importer or related to an importer of frozen warmwater shrimp? []

I hereby certify that I have read the information contained herein, and the information contained herein is accurate and complete to the best of my knowledge.

Signature: Harley Londrie

Harley Londrie

Date: 10-16-23

Please return to:
 Elizabeth J. Drake
 Schagrin Associates
 900 Seventh Street, NW, Suite 500
 Washington, DC 20001
 Email: edrake@schagrinassociates.com
 Fax: 1-202-429-2522

Support for Petitions on Frozen Warmwater Shrimp from Ecuador, India, Indonesia, and Vietnam

Vessel Name(s)	BAMA EXPRESS V
Certifying official name	
Street address	11006 GREEN ARBOR DR
Telephone	HOUSTON TX 77089
Fax	832-209-6957
Email	phutanemail@gmail.com
Website address	

My firm supports the petitions on imports of frozen warmwater shrimp (check all that apply):

- Ecuador Antidumping
- Ecuador Countervailing Duty
- India Countervailing Duty
- Indonesia Antidumping
- Indonesia Countervailing Duty
- Vietnam Countervailing Duty

In 2022, my firm harvested [] pounds of head-on warmwater shrimp.

Is your firm related to a foreign producer or exporter of frozen warmwater shrimp? []

Is your firm an importer or related to an importer of frozen warmwater shrimp? []

I hereby certify that I have read the information contained herein, and the information contained herein is accurate and complete to the best of my knowledge.

Signature: Phu Tran
Phu Tran

Date: 10-10-23

Please return to:
Elizabeth J. Drake
Schagrin Associates
900 Seventh Street, NW, Suite 500
Washington, DC 20001

**Support for Petitions on Frozen Warmwater Shrimp
from Ecuador, India, Indonesia, and Vietnam**

Vessel Name(s)	BARBARA ELAINE
Certifying official name	IMAGINATION INC
Street address	14090 SHELL BELT ROAD, BAYOU LA BATRE, AL 36509
Telephone	251-824-7962
Fax	251-824-7997
Email	DEBBIE@DOMINICKS-SEAFOOD.COM
Website address	

My firm supports the petitions on imports of frozen warmwater shrimp (check all that apply):

- | | |
|---|---|
| <input checked="" type="checkbox"/> Ecuador Antidumping | <input checked="" type="checkbox"/> Indonesia Antidumping |
| <input checked="" type="checkbox"/> Ecuador Countervailing Duty | <input checked="" type="checkbox"/> Indonesia Countervailing Duty |
| <input checked="" type="checkbox"/> India Countervailing Duty | <input checked="" type="checkbox"/> Vietnam Countervailing Duty |

In 2022, my firm harvested [] pounds of headless warmwater shrimp.

Is your firm related to a foreign producer or exporter of frozen warmwater shrimp? []

Is your firm an importer or related to an importer of frozen warmwater shrimp? []

I hereby certify that I have read the information contained herein, and the information contained herein is accurate and complete to the best of my knowledge.

Signature: *Dominick Ficarino*
 Date: 9/21/23 Dominick Ficarino

Please return to:
 Elizabeth J. Drake
 Schagrin Associates
 900 Seventh Street, NW, Suite 500
 Washington, DC 20001
 Email: edrake@schagrinassociates.com
 Fax: 1-202-429-2522

PUBLIC VERSION

Barcode:4452963-09 C-552-838 INV - Investigation -

Support for Petitions on Frozen Warmwater Shrimp
from Ecuador, India, Indonesia, and Vietnam

Vessel Name(s)	Bay King
Certifying official name	Bay King
Street address	100 Mary Ellen Dr. D. Doverville, MS 39540
Telephone	714-414-1008
Fax	
Email	
Website address	

My firm supports the petitions on imports of frozen warmwater shrimp (check all that apply):

- | | |
|---|---|
| <input checked="" type="checkbox"/> Ecuador Antidumping | <input checked="" type="checkbox"/> Indonesia Antidumping |
| <input checked="" type="checkbox"/> Ecuador Countervailing Duty | <input checked="" type="checkbox"/> Indonesia Countervailing Duty |
| <input checked="" type="checkbox"/> India Countervailing Duty | <input checked="" type="checkbox"/> Vietnam Countervailing Duty |

In 2022, my firm harvested [] pounds of headless warmwater shrimp.

Is your firm related to a foreign producer or exporter of frozen warmwater shrimp? []

Is your firm an importer or related to an importer of frozen warmwater shrimp? []

I hereby certify that I have read the information contained herein, and the information contained herein is accurate and complete to the best of my knowledge.

Signature: *[Handwritten Signature]*

Date: 9-21-23

Please return to:
Elizabeth J. Drake
Schagrin Associates
900 Seventh Street, NW, Suite 500
Washington, DC 20001
Email: edrake@schagrinassociates.com
Fax: 1-202-429-2522

Support for Petitions on Frozen Warmwater Shrimp
from Ecuador, India, Indonesia, and Vietnam

Vessel Name(s)	BAYOU Queen
Certifying official name	Mark Boudreaux
Street address	426 W. 47 th St. Cut Off, La. 70345
Telephone	985-665-7128
Fax	
Email	naida.boudreaux@gmail.com
Website address	

My firm supports the petitions on imports of frozen warmwater shrimp (check all that apply):

- Ecuador Antidumping
- Ecuador Countervailing Duty
- India Countervailing Duty
- Indonesia Antidumping
- Indonesia Countervailing Duty
- Vietnam Countervailing Duty

In 2022, my firm harvested [] pounds of headless warmwater shrimp.

Is your firm related to a foreign producer or exporter of frozen warmwater shrimp? []

Is your firm an importer or related to an importer of frozen warmwater shrimp? []

I hereby certify that I have read the information contained herein, and the information contained herein is accurate and complete to the best of my knowledge.

Signature: Mark Boudreaux

Mark Boudreaux

Date: 10-9-23

Please return to:
Elizabeth J. Drake
Schagrin Associates
900 Seventh Street, NW, Suite 500
Washington, DC 20001
Email: edrake@schagrinassociates.com
Fax: 1-202-429-2522

**Support for Petitions on Frozen Warmwater Shrimp
from Ecuador, India, Indonesia, and Vietnam**

Vessel Name(s)	Bayou Tide
Certifying official name	Trawler Roll Tide LLC ^{Bobby C Devaney Jr}
Street address	5001 River Trace Theodore, AL 36582
Telephone	251-401-1544
Fax	251-443-5697
Email	Splash1763@aol.com
Website address	

My firm supports the petitions on imports of frozen warmwater shrimp (check all that apply):

- | | |
|---|---|
| <input checked="" type="checkbox"/> Ecuador Antidumping | <input checked="" type="checkbox"/> Indonesia Antidumping |
| <input checked="" type="checkbox"/> Ecuador Countervailing Duty | <input checked="" type="checkbox"/> Indonesia Countervailing Duty |
| <input checked="" type="checkbox"/> India Countervailing Duty | <input checked="" type="checkbox"/> Vietnam Countervailing Duty |

In 2022, my firm harvested [] pounds of headless warmwater shrimp.

Is your firm related to a foreign producer or exporter of frozen warmwater shrimp? []

Is your firm an importer or related to an importer of frozen warmwater shrimp? []

I hereby certify that I have read the information contained herein, and the information contained herein is accurate and complete to the best of my knowledge.

Signature: _____

Bobby C. Devaney, Jr.

Date: 9-23-23

Please return to:
 Elizabeth J. Drake
 Schagrin Associates
 900 Seventh Street, NW, Suite 500
 Washington, DC 20001
 Email: edrake@schagrinassociates.com
 Fax: 1-202-429-2522

**Support for Petitions on Frozen Warmwater Shrimp
from Ecuador, India, Indonesia, and Vietnam**

Vessel Name(s)	BEAR A BULL
Certifying official name	HUNG V TRAN
Street address	111 AVENUE C BURAS LA 70041
Telephone	409 293 0505
Fax	
Email	HA KRISTEN @ YAHOO.COM
Website address	✓

My firm supports the petitions on imports of frozen warmwater shrimp (check all that apply):

- Ecuador Antidumping
- Ecuador Countervailing Duty
- India Countervailing Duty
- Indonesia Antidumping
- Indonesia Countervailing Duty
- Vietnam Countervailing Duty

In 2022, my firm harvested [] pounds of headless warmwater shrimp.

Is your firm related to a foreign producer or exporter of frozen warmwater shrimp? []

Is your firm an importer or related to an importer of frozen warmwater shrimp? []

I hereby certify that I have read the information contained herein, and the information contained herein is accurate and complete to the best of my knowledge.

Signature: Hung V. Tran
Hung V. Tran

Date: 09/26/23

Please return to:
Elizabeth J. Drake
Schagrin Associates
900 Seventh Street, NW, Suite 500
Washington, DC 20001
Email: edrake@schagrinassociates.com
Fax: 1-202-429-2522